
This content is from the eCFR and is authoritative but unofficial.

Title 9 – Animals and Animal Products

Chapter I – Animal and Plant Health Inspection Service, Department of Agriculture

Subchapter G – Livestock Improvement

Part 145 National Poultry Improvement Plan for Breeding Poultry

Subpart A General Provisions

- § 145.1 Definitions.
- § 145.2 Administration.
- § 145.3 Participation.
- § 145.4 General provisions for all participants.
- § 145.5 Specific provisions for participating flocks.
- § 145.6 Specific provisions for participating hatcheries.
- § 145.7 Specific provisions for participating dealers.
- § 145.8 Terminology and classification; general.
- § 145.9 Terminology and classification; hatcheries and dealers.
- § 145.10 Terminology and classification; flocks, products, and States.
- § 145.11 Supervision.
- § 145.12 Inspections.
- § 145.13 Debarment from participation.
- § 145.14 Testing.
- § 145.15 Diagnostic surveillance program for low pathogenic avian influenza.

Subpart B Special Provisions for Multiplier Egg-Type Chicken Breeding Flocks and Products

- § 145.21 Definitions.
- § 145.22 Participation.
- § 145.23 Terminology and classification; flocks and products.
- § 145.24 Terminology and classification; States.

Subpart C Special Provisions for Multiplier Meat-Type Chicken Breeding Flocks and Products

- § 145.31 Definitions.
- § 145.32 Participation.
- § 145.33 Terminology and classification; flocks and products.
- § 145.34 Terminology and classification; States.

Subpart D Special Provisions for Turkey Breeding Flocks and Products

- § 145.41 Definitions.
- § 145.42 Participation.
- § 145.43 Terminology and classification; flocks and products.

§ 145.44 Terminology and classification; States.

§ 145.45 Terminology and classification; compartments.

Subpart E Special Provisions for Hobbyist and Exhibition Poultry, and Raised-for-Release Waterfowl Breeding Flocks and Products

§ 145.51 Definitions.

§ 145.52 Participation.

§ 145.53 Terminology and classification; flocks and products.

§ 145.54 Terminology and classification; States.

Subpart F Special Provisions for Ostrich, Emu, Rhea, and Cassowary Breeding Flocks and Products

§ 145.61 Definitions.

§ 145.62 Participation.

§ 145.63 Terminology and classification; flocks and products.

Subpart G Special Provisions for Primary Egg-Type Chicken Breeding Flocks and Products

§ 145.71 Definitions.

§ 145.72 Participation.

§ 145.73 Terminology and classification; flocks and products.

§ 145.74 Terminology and classification; compartments.

Subpart H Special Provisions for Primary Meat-Type Chicken Breeding Flocks and Products

§ 145.81 Definitions.

§ 145.82 Participation.

§ 145.83 Terminology and classification; flocks and products.

§ 145.84 Terminology and classification; compartments.

Subpart I Special Provisions for Meat-Type Waterfowl Breeding Flocks and Products

§ 145.91 Definitions.

§ 145.92 Participation.

§ 145.93 Terminology and classification; flocks and products.

§ 145.94 Terminology and classification; States.

Subpart J Special Provisions for Egg/Meat-Type Game Bird and Raised-for-Release Game Bird Breeding Flocks and Products

§ 145.101 Definitions.

§ 145.102 Participation.

§ 145.103 Terminology and classification; flocks and products.

§ 145.104 Terminology and classification; States.

PART 145—NATIONAL POULTRY IMPROVEMENT PLAN FOR BREEDING POULTRY

Authority: 7 U.S.C. 8301-8317; 7 CFR 2.22, 2.80, and 371.4.

Source: 36 FR 23112, Dec. 3, 1971, unless otherwise noted. Redesignated at 44 FR 61586, Oct. 26, 1979.

Editorial Note: Nomenclature changes to part 145 appear at 90 FR 46745, Sept. 30, 2025.

Subpart A—General Provisions

§ 145.1 Definitions.

Words used in this part in the singular form shall be deemed to import the plural, and vice versa, as the case may demand. Except where the context otherwise requires, for the purposes of this part the following terms shall be construed, respectively, to mean:

Administrator. The Administrator, Animal and Plant Health Inspection Service, or any person authorized to act for the Administrator.

Affiliated flockowner. A flockowner who is participating in the Plan through an agreement with a participating hatchery.

Animal and Plant Health Inspection Service. The Animal and Plant Health Inspection Service of the U.S. Department of Agriculture.

Authorized agent. Any person designated under § 145.11(a) to collect official samples for submission to an authorized laboratory in accordance with part 147 of this subchapter.

Authorized laboratory. An authorized laboratory is a laboratory that meets the requirements of § 147.52 and is thus qualified to perform assays in accordance with part 147 of this subchapter.

Authorized testing agent. Any person designated under § 145.11(a) to collect official samples for submission to an authorized laboratory in accordance with part 147 of this subchapter and to perform the stained antigen, rapid whole blood test for pullorum typhoid.

Avian influenza. Avian influenza is defined as an infection of poultry caused by any influenza A virus of the H5 or H7 subtypes or by any influenza A virus with an intravenous pathogenicity index (IVPI) greater than 1.2 (or as an alternative at least 75 percent mortality).

Baby poultry. Newly hatched poultry (chicks, poults, ducklings, goslings, keets, etc.).

Colon bacilli. For the purpose of this chapter, those organisms which are gram negative, non spore-forming bacilli, which ferment lactose with gas formation, and serve as an index of fecal contamination.

Dealer. An individual or business that deals in commerce in hatching eggs, newly-hatched poultry, and started poultry obtained from breeding flocks and hatcheries. This does not include an individual or business that deals in commerce in buying and selling poultry for slaughter only.

Department. The U.S. Department of Agriculture.

Domesticated. Propagated and maintained under the control of a person.

Equivalent or equivalent requirements. Requirements which are equal to or exceed the program, conditions, criteria, or classifications with which they are compared, as determined by the Official State Agency and with the concurrence of the Service.

Exposed (Exposure). Contact with birds, equipment, personnel, supplies, or any article infected with, or contaminated by, communicable poultry disease organisms.

Flock –

- (1) **As applied to breeding.** All poultry of one kind of mating (breed and variety or combination of stocks) and of one classification on one farm;
- (2) **As applied to disease control.** All of the poultry on one farm except that, at the discretion of the Official State Agency, any group of poultry which is segregated from another group and has been so segregated for a period of at least 21 days may be considered as a separate flock.

Fluff sample. Feathers, shell membrane, and other debris resulting from the hatching of poultry.

Fowl typhoid or typhoid. A disease of poultry caused by *Salmonella enterica* subspecies *enterica* serovar Gallinarum biovar Gallinarum (*Salmonella* Gallinarum).

Franchise breeder. A breeder who normally sells products under a specific strain or trade name and who authorizes other hatcheries to produce and sell products under this same strain or trade name.

Franchise hatchery. A hatchery which has been authorized by a franchise breeder to produce and sell products under the breeder's strain or trade name.

H5/H7 low pathogenic avian influenza (LPAI). An infection of poultry caused by an influenza A virus of H5 or H7 subtype that has an intravenous pathogenicity index in 6-week-old chickens less than or equal to 1.2 or causes less than 75 percent mortality in 4- to 8-week-old chickens infected intravenously, or an infection with influenza A viruses of H5 or H7 subtype with a cleavage site that is not consistent with a previously identified highly pathogenic avian influenza virus.

Hatchery. Hatchery equipment on one premises operated or controlled by any person for the production of baby poultry and/or embryonated eggs.

Independent flock. A flock that produces hatching eggs and that has no ownership affiliation with a specific hatchery.

Infected flock. A flock in which an authorized laboratory has discovered one or more birds infected with a communicable poultry disease for which a program has been established under the Plan.

Midlay. Approximately 2-3 months after a flock begins to lay or after a molted flock is put back into production.

Multiplier breeding flock. A flock that is intended for the production of fertile eggs used for the purpose of producing progeny for commercial egg or meat production or for other nonbreeding purposes.

Newcastle disease. Newcastle disease (ND) is defined as an infection of poultry caused by Newcastle disease virus (NDV), which is an avian paramyxovirus serotype 1 (APMV-1) that meets one of the following criteria for virulence:

- (1) The virus has an intracerebral pathogenicity index (ICPI) in day-old chicks (*Gallusgallus*) of 0.7 or greater; or

- (2) Multiple basic amino acids have been demonstrated in the virus (either directly or by deduction) at the C-terminus of the F2 protein and phenylalanine at residue 117, which is the N-terminus of the F1 protein. The term 'multiple basic amino acids' refers to at least three arginine or lysine residues between residues 113 and 116. Failure to demonstrate the characteristic pattern of amino acid residues as described in the preceding sentences would require characterization of the isolated virus by an ICPI test.

NPIP Program Standards. A document that contains tests and sanitation procedures approved by the Administrator in accordance with § 147.53 of this subchapter for use under this subchapter. This document may be obtained from the National Poultry Improvement Plan (NPIP) website at <http://www.poultryimprovement.org/> or by writing to the Service at National Poultry Improvement Plan, APHIS, USDA, 1506 Klondike Road, Suite 101, Conyers, GA 30094.

NPIP Technical Committee. A committee made up of technical experts on poultry health, biosecurity, surveillance, and diagnostics. The committee consists of representatives from the poultry and egg industries, universities, and State and Federal governments and is appointed by the Senior Coordinator and approved by the General Conference Committee. The NPIP Technical Committee is divided into three subcommittees (Mycoplasma, Salmonella, and Avian Influenza). NPIP Technical Committee Members may serve on one, two, or all three subcommittees. The committee will evaluate proposed changes to the Provisions and Program Standards of the Plan which include, but are not limited to, tests and sanitation procedures, and provide recommendations to the Delegates of the National Plan Conference as to whether they are scientifically or technically sound.

Official State Agency. The State authority recognized by the Department to cooperate in the administration of the Plan.

Official supervision –

- (1) **As applied to Plan programs.** The direction, inspection, and critical evaluation by the Official State Agency of compliance with the provisions of the Plan;
- (2) **As applied to non-Plan but equivalent State poultry improvement programs.** The direction, inspection, and critical evaluation by an officer or agency of a State government, of compliance with a publicly announced State poultry improvement program.

Person. A natural person, firm, or corporation.

Plan. The provisions of the National Poultry Improvement Plan contained in this part.

Poultry. Domesticated fowl, including chickens, turkeys, ostriches, emus, rheas, cassowaries, waterfowl, and game birds, except doves and pigeons, which are bred for the primary purpose of producing eggs or meat.

Primary breeding flock. A flock composed of one or more generations that is maintained for the purpose of establishing, continuing, or improving parent lines.

Products. Poultry breeding stock and hatching eggs, baby poultry, and started poultry.

Program. Management, sanitation, testing, and monitoring procedures which, if complied with, will qualify, and maintain qualification for, designation of a flock, products produced from the flock, or a state by an official Plan classification and illustrative design, as described in § 145.10 of this part.

Public exhibition. A public show of poultry.

Pullorum disease or pullorum. A disease of poultry caused by *Salmonella enterica* subspecies *enterica* serovar Gallinarum biovar Pullorum (*Salmonella* Pullorum).

Reactor. A bird that has a positive reaction to a test, required or recommended in this part or in accordance with part 147 of this subchapter, for any poultry disease for which a program has been established under the Plan. A reactor is considered suspect until additional confirmatory testing has been conducted by an authorized laboratory or Federal Reference Laboratory as outlined in § 145.14.

Salmonella. Any bacteria belonging to the genus *Salmonella*, including the arizona group.

Salmonella Enteritidis. A bacteria found in poultry caused by *Salmonella enterica* subspecies *enterica* serovar Enteritidis (*Salmonella* Enteritidis).

Sanitize. To treat with a product which is registered by the Environmental Protection Agency as germicidal, fungicidal, pseudomonocidal, or tuberculocidal, in accordance with the specifications for use as shown on the label of each product. The Official State Agency, with the concurrence of the Service, shall approve each product or procedure according to its specified usage.

Senior Coordinator. An employee of the Service whose duties may include, but will not necessarily be limited to:

- (1) Serving as executive secretary of the General Conference Committee;
- (2) Serving as chairperson of the Plan Conference described in § 147.47;
- (3) Planning, organizing, and conducting the Plan Conference;
- (4) Reviewing NPIP authorized laboratories as described in § 147.52;
- (5) Coordinating the State administration of the NPIP through periodic reviews of the administrative procedures of the Official State Agencies, according to the applicable provisions of the Plan and the Memorandum of Understanding;
- (6) Coordinating rulemaking to incorporate the proposed changes of the provisions approved at the Plan conference into the regulations in parts 145, 146, and 147 of this subchapter;
- (7) Directing the production of official NPIP publications;
- (8) Proposing an annual budget for plan activities and the General Conference Committee; and
- (9) Providing overall administration of the NPIP.

Service. The Animal and Plant Health Inspection Service, Veterinary Services, of the Department.

Serial. The total quantity of completed product which has been thoroughly mixed in a single container and identified by a serial number.

Sexual maturity. The average age at which a species of poultry is biologically capable of reproduction.

Started poultry. Young poultry (chicks, pullets, cockerels, capons, poults, ducklings, goslings, keets, etc.) that have been fed and watered and are less than 6 months of age.

State. Any State, the District of Columbia, or Puerto Rico.

State Inspector. Any person employed or authorized under § 145.11(b) to perform functions under this part.

Stock. A term used to identify the progeny of a specific breeding combination within a species of poultry. These breeding combinations may include pure strains, strain crosses, breed crosses, or combinations thereof.

Strain. Poultry breeding stock bearing a given name produced by a breeder through at least five generations of closed flock breeding.

Succeeding flock. A flock brought onto a premises during the 12 months following removal of an infected flock.

Suspect flock. A flock shall be considered, for the purposes of the Plan, to be a suspect flock if any evidence exists that it has been exposed to a communicable poultry disease.

Trade name or number. A name or number compatible with State and Federal laws and regulations applied to a specified stock or product thereof.

[36 FR 23112, Dec. 3, 1971. Redesignated at 44 FR 61586, Oct. 26, 1979]

Editorial Note: For FEDERAL REGISTER citations affecting § 145.1, see the List of CFR Sections Affected, which appears in the Finding Aids section of the printed volume and at www.govinfo.gov.

§ 145.2 Administration.

- (a) The Department cooperates through a Memorandum of Understanding with Official State Agencies in the administration of the Plan. In the Memorandum of Understanding, the Official State Agency must designate a contact representative to serve as a liaison between the Service and the Official State Agency.
- (b) The administrative procedures and decisions of the Official State Agency are subject to review by the Service. The Official State Agency shall carry out the administration of the Plan within the State according to the applicable provisions of the Plan and the Memorandum of Understanding.
- (c) An Official State Agency may accept for participation an affiliated flock located in another State under a mutual understanding and agreement, in writing, between the two Official State Agencies regarding conditions of participation and supervision.
- (d) The Official State Agency of any State may, except as limited by § 145.3(f), adopt regulations applicable to the administration of the Plan in such State further defining the provisions of the Plan or establishing higher standards compatible with the Plan.
- (e) An authorized laboratory of the National Poultry Improvement Plan will conduct tests in accordance with part 147 of this subchapter when determining the status of a participating flock with respect to an official Plan classification.

(Approved by the Office of Management and Budget under control number 0579-0007)

[36 FR 23112, Dec. 3, 1971. Redesignated at 44 FR 61586, Oct. 26, 1979, and amended at 48 FR 57473, Dec. 30, 1983; 67 FR 8468, Feb. 25, 2002; 74 FR 14714, Apr. 1, 2009; 79 FR 38754, July 9, 2014; 81 FR 53249, Aug. 12, 2016; 90 FR 46745, Sept. 30, 2025]

§ 145.3 Participation.

- (a) The National Poultry Improvement Plan is a cooperative Federal-State-Industry program through which new or existing diagnostic technology can be effectively applied to improve poultry and poultry products by controlling or eliminating specific poultry diseases. The Plan consists of programs that identify States, flocks, hatcheries, dealers, and slaughter plants that meet specific disease control standards specified in the Plan. Participants shall maintain records to demonstrate that they adhere to the disease control programs in which they participate.

- (b) Any person producing or dealing in products may participate in the Plan when he has demonstrated, to the satisfaction of the Official State Agency, that his facilities, personnel, and practices are adequate for carrying out the applicable provisions of the Plan, and has signed an agreement with the Official State Agency to comply with the general and the applicable specific provisions of the Plan and any regulations of the Official State Agency under § 145.2. Affiliated flockowners may participate without signing an agreement with the Official State Agency.
- (c) Each participant shall comply with the Plan throughout the operating year of the Official State Agency, or until released by such Agency.
- (d) A participant in any State shall participate with all of his poultry hatching egg supply flocks and hatchery operations within such State. The participant shall report to the Official State Agency on VS Form 9-2 (formerly NPIP Form 3B) or through other appropriate means each breeding flock before the birds reach 24 weeks of age or, in the case of ostriches, emus, rheas, and cassowaries, before the birds reach 20 months of age. This report will include:
 - (1) Name and address of flockowner;
 - (2) Flock location and designation;
 - (3) Type: Primary or Multiplier;
 - (4) Breed, variety, strain, or trade name of stock;
 - (5) Source of males;
 - (6) Source of females;
 - (7) Number of birds in the flock; and
 - (8) Intended classification of flock.
- (e) To ensure that Plan diseases are not spread, flocks must be qualified for their intended Plan classifications before being moved into breeder production facilities.
- (f) No person shall be compelled by the Official State Agency to qualify products for any of the other classifications described in § 145.10 as a condition of qualification for the U.S. Pullorum-Typhoid Clean classification.
- (g) Participation in the Plan shall entitle the participant to use the Plan emblem reproduced below:




FIGURE 1.

(Approved by the Office of Management and Budget under control number 0579-0007)

[36 FR 23112, Dec. 3, 1971, as amended at 40 FR 1500, Jan. 8, 1975. Redesignated at 44 FR 61586, Oct. 26, 1979 and amended at 48 FR 57473, Dec. 30, 1983; 57 FR 57341, Dec. 4, 1992; 63 FR 40010, July 27, 1998; 65 FR 8016, Feb. 17, 2000; 79 FR 38754, July 9, 2014; 81 FR 53249, Aug. 12, 2016]

§ 145.4 General provisions for all participants.

- (a) Records of purchases and sales and the identity of products handled shall be maintained in a manner satisfactory to the Official State Agency.
- (b) Products, records of sales and purchase of products, and material used to advertise products shall be subject to inspection by the Official State Agency at any time.
- (c) Advertising must be in accordance with the Plan, and applicable rules and regulations of the Official State Agency and the Federal Trade Commission. A participant advertising products as being of any official classification may include in his advertising reference to associated or franchised hatcheries only when such hatcheries produce the same kind of products of the same classification.

- (d) Except as provided by this paragraph, participants in the Plan may not buy or receive products for any purpose from nonparticipants unless they are part of an equivalent program, as determined by the Official State Agency. Participants in the Plan may buy or receive products from flocks that are neither participants nor part of an equivalent program, for use in breeding flocks or for experimental purposes, under the following conditions only:
- (1) With the permission of the Official State Agency and the concurrence of the Service; and
 - (2) By segregation of all birds before introduction into the breeding flock. Upon reaching sexual maturity, the segregated birds must be tested and found negative for pullorum-typhoid and any other disease for which the flock into which the birds are being introduced holds a disease classification. The Official State Agency may require a second test at its discretion.
- (e) Each participant shall be assigned a permanent approval number by the Service. This number, prefaced by the numerical code of the State, will be the official approval number of the participant and may be used on each certificate, invoice, shipping label, or other document used by the participant in the sale of his products. Each Official State Agency which requires an approval or permit number for out-of-State participants to ship into its State should honor this number. The approval number shall be withdrawn when the participant no longer qualifies for participation in the Plan.

(Approved by the Office of Management and Budget under control number 0579-0057)

[36 FR 23112, Dec. 3, 1971, as amended at 38 FR 13706, May 24, 1973; 41 FR 48723, Nov. 5, 1976. Redesignated at 44 FR 61586, Oct. 26, 1979, as amended at 47 FR 21991, May 20, 1982; 48 FR 57473, Dec. 30, 1983; 57 FR 57341, Dec. 4, 1992; 83 FR 28352, June 19, 2018]

§ 145.5 Specific provisions for participating flocks.

- (a) Poultry equipment, and poultry houses and the land in the immediate vicinity thereof, shall be kept in sanitary condition in accordance with part 147 of this subchapter. The participating flock, its eggs, and all equipment used in connection with the flock shall be separated from nonparticipating flocks, in a manner acceptable to the Official State Agency.
- (b) All flocks shall consist of healthy, normal individuals characteristic of the breed, variety, cross, or other combination which they are stated to represent.
- (c) A flock shall be deemed to be a participating flock at any time only if it has qualified for the U.S. Pullorum-Typhoid Clean classification, as prescribed in subparts B, C, D, E, F, G, H, I, or J of this part.
- (d) Each bird shall be identified with a sealed and numbered band obtained through or approved by the Official State Agency: *Provided*, That exception may be made at the discretion of the Official State Agency.

[36 FR 23112, Dec. 3, 1971, as amended at 38 FR 13706, May 24, 1973. Redesignated at 44 FR 61586, Oct. 26, 1979, as amended at 63 FR 40010, July 27, 1998; 79 FR 38754, July 9, 2014; 90 FR 46745, Sept. 30, 2025]

§ 145.6 Specific provisions for participating hatcheries.

- (a) Hatcheries must be kept in sanitary condition, acceptable to the Official State Agency. The sanitary procedures outlined in the NPIP Program Standards, or other procedures approved by the Administrator in accordance with § 147.53(d), will be considered as a guide in determining compliance with this provision. The minimum requirements with respect to sanitation include the following:

- (1) Egg room walls, ceilings, floors, air filters, drains, and humidifiers should be cleaned and disinfected at least two times per week. Cleaning and disinfection procedures should be in accordance with part 147 of this subchapter.
 - (2) Incubator room walls, ceilings, floors, doors, fan grills, vents, and ducts should be cleaned and disinfected after each set or transfer. Incubator rooms should not be used for storage. Plenums should be cleaned at least weekly. Egg trays and buggies should be cleaned and disinfected after each transfer. Cleaning and disinfection procedures should be in accordance with part 147 of this subchapter.
 - (3) Hatcher walls, ceilings, floors, doors, fans, vents, and ducts should be cleaned and disinfected after each hatch. Hatcher rooms should be cleaned and disinfected after each hatch and should not be used for storage. Plenums should be cleaned after each hatch. Cleaning and disinfection procedures should be in accordance with part 147 of this subchapter.
 - (4) Chick/poult processing equipment and rooms should be thoroughly cleaned and disinfected after each hatch. Chick/poult boxes should be cleaned and disinfected before being reused. Vaccination equipment should be cleaned and disinfected after each use. Cleaning and disinfection procedures should be in accordance with part 147 of this subchapter.
 - (5) Hatchery residue, such as chick/poult down, eggshells, infertile eggs, and dead germs, should be disposed of promptly and in a manner satisfactory to the Official State Agency.
 - (6) The entire hatchery should be kept in a neat, orderly condition and cleaned and disinfected after each hatch.
 - (7) Effective insect and rodent control programs should be implemented.
- (b) A hatchery that keeps started poultry must keep such poultry separated from the incubator room in a manner satisfactory to the Official State Agency.
 - (c) All baby and started poultry offered for sale under Plan terminology should be normal and typical of the breed, variety, cross, or other combination represented.
 - (d) Eggs incubated should be sound in shell, typical for the breed, variety, strain, or cross thereof and reasonably uniform in shape. Hatching eggs should be trayed and the baby poultry boxed with a view to uniformity of size.
 - (e) Any nutritive material provided to baby poultry must be free of the avian pathogens that are officially represented in the Plan disease classifications listed in § 145.10.
 - (f) If a person is responsibly connected with more than one hatchery, all of such hatcheries must participate in the Plan if any of them participate. A person is deemed to be responsibly connected with a hatchery if he or she is a partner, officer, director, holder, owner of 10 percent or more of the voting stock, or an employee in a managerial or executive capacity.

[36 FR 23112, Dec. 3, 1971. Redesignated at 44 FR 61586, Oct. 26, 1979, and amended at 49 FR 19802, May 10, 1984; 65 FR 8016, Feb. 17, 2000; 67 FR 8468, Feb. 25, 2002; 79 FR 38754, July 9, 2014]

§ 145.7 Specific provisions for participating dealers.

Dealers in hatching eggs, newly hatched poultry, or started poultry shall comply with the provisions in this part (within the NPIP Program Standards document, Program Standard C applies to hatcheries; alternatives to the program standards may also be approved by the Administrator under § 147.53 of this subchapter).

[85 FR 62564, Oct. 5, 2020]

§ 145.8 Terminology and classification; general.

- (a) The official classification terms defined in §§ 145.9 and 145.10 and the various designs illustrative of the official classifications reproduced in § 145.10 may be used only by participants and to describe products that have met all the specific requirements of such classifications.
- (b) Products produced under the Plan shall lose their identity under Plan terminology when they are purchased for resale by or consigned to nonparticipants.
- (c) Participating flocks, their eggs, and the baby and started poultry produced from them may be designated by their strain or trade name. When a breeder's trade name or strain designation is used, the participant shall be able by records to substantiate that the products so designated are from flocks that are composed of either birds hatched from eggs produced under the direct supervision of the breeder of such strain, or stock multiplied by persons designated and so reported by the breeder to each Official State Agency concerned.

§ 145.9 Terminology and classification; hatcheries and dealers.

Participating hatcheries and dealers shall be designated as "National Plan Hatchery" and "National Plan Dealer", respectively. All Official State Agencies shall be notified by the Service of additions, withdrawals, and changes in classification.

[36 FR 23112, Dec. 3, 1971. Redesignated at 44 FR 61586, Oct. 26, 1979, and amended at 47 FR 21991, May 20, 1982]

§ 145.10 Terminology and classification; flocks, products, and States.

Participating flocks, products produced from them, and States that have met the requirements of a classification in this part may be designated by the corresponding illustrative design in this section.

- (a) [Reserved]
- (b) *U.S. Pullorum-Typhoid Clean*. (See § 145.23(b), § 145.33(b), § 145.43(b), §§ 145.53(b), 145.63(a), 145.73(b), 145.83(b), 145.93(b), and 145.103(b).)



FIGURE 3

- (c) *U.S. M. Gallisepticum Clean.* (See §§ 145.23(c), 145.23(f), 145.33(c), 145.33(f), 145.43(c), 145.53(c), 145.73(c), and 145.83(c).)



Figure 4

- (d) *U.S. Sanitation Monitored.* (See § 145.33(d).)



FIGURE 5

- (e) *U.S. M. Synoviae Clean.* (See § 145.23(e), § 145.23(g), § 145.33(e), § 145.33(g), § 145.43(e), and § 145.53(d)).



Figure 6

(f) *U.S. M. Meleagridis Clean* —(See § 145.43(d)).



Figure 7

(g) *U.S. Pullorum-Typhoid Clean State*. (See §§ 145.24(a), 145.34(a), 145.44(a), 145.54(a), 145.94(a), and 145.104(a).)




Figure 8

(h) U.S. Pullorum-Typhoid Clean State, Turkeys. (See § 145.44(b).)




Figure 9

(i) *U.S.M. Gallisepticum Clean State, Turkeys.* (See § 145.44(c).)



Figure 10

(j) *U.S. M. Gallisepticum Clean State, Meat-Type Chickens.* (See § 145.34(b).)




Figure 11

(k) *U.S. Sanitation Monitored, Turkeys.* (See § 145.43(f).)



FIGURE 12

(l) [Reserved]

(m) *U.S. S. Enteritidis Clean.* (See §§ 145.23(d), 145.73(d), and 145.83(e).)



Figure 14

(n) *U.S. M. Synoviae Clean State, Turkeys.* (See § 145.44(d).)



Figure 15

(o) *U.S. Salmonella Monitored.* (See §§ 145.53(f), 145.73(g), 145.83(f), 145.93(d), and 145.103(d).)



Figure 16

(p) *U.S. M. Gallisepticum Monitored.* (See § 145.33(j).)




Figure 17

(q) *U.S. M. Synoviae Monitored.* (See § 145.33(k).)



Figure 18

(r) *U.S. Avian Influenza Clean.* (See §§ 145.23(h), 145.33(l), 145.63(b), 145.73(f), and 145.83(g).)



FIGURE 19

(s) *U.S. M. Meleagris Clean State, Turkeys.* (See § 145.44(e).)

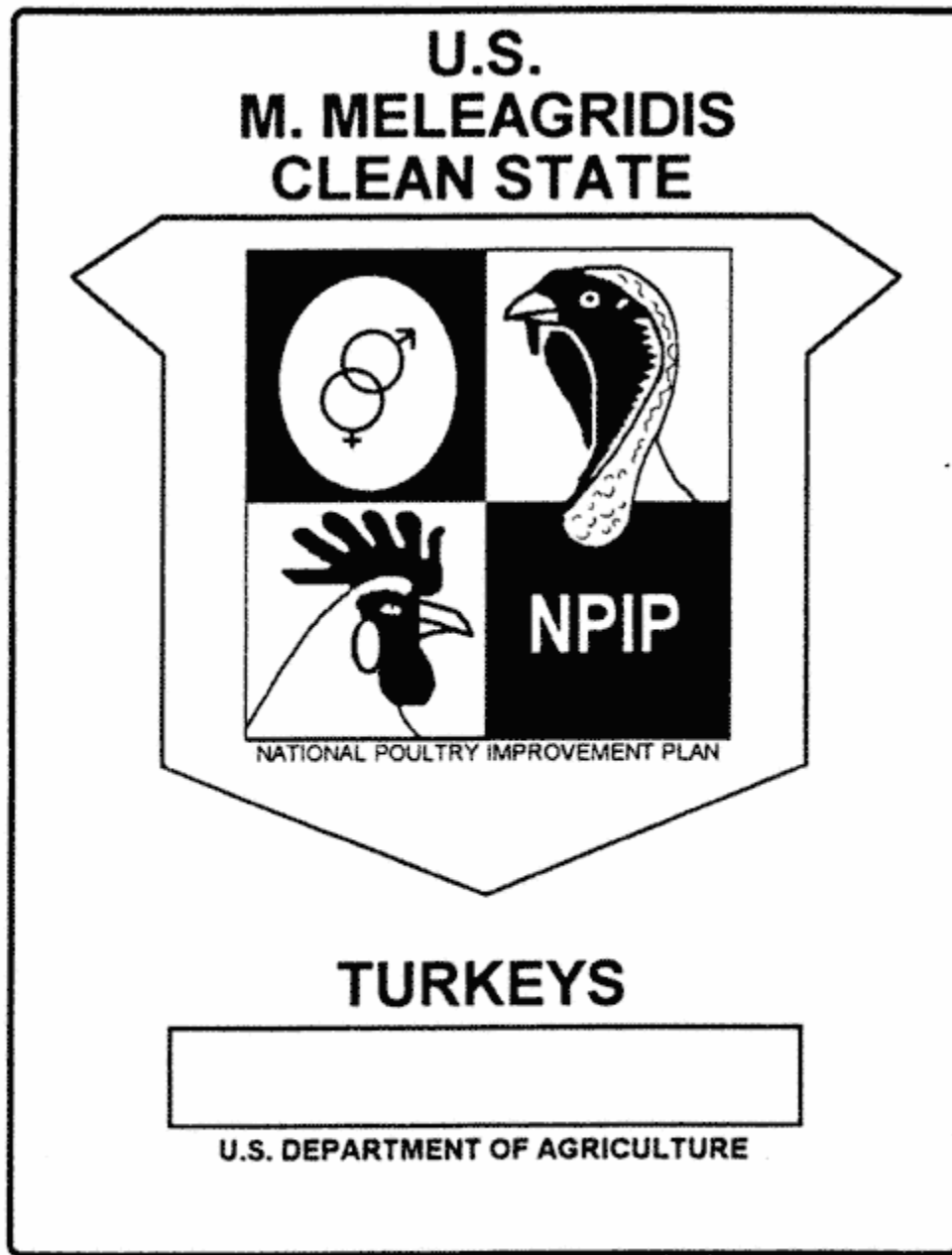


FIGURE 20

(t) U.S. H5/H7 Avian Influenza Clean. (See §§ 145.43(g), 145.53(e), 145.93(c), and 145.103(c).)




FIGURE 21

(u) *U.S. Newcastle Clean.* (See §§ 145.43(h), 145.73(h), and 145.83(h).)



Figure 22

(v) *U.S. Avian Influenza Clean Compartment.* (See §§ 145.45, 145.74, and 145.84.)



Figure 23

(w) *U.S. Newcastle Disease Clean Compartment.* (See §§ 145.45, 145.74, and 145.84.)



Figure 24

[38 FR 13706, May 24, 1973. Redesignated at 44 FR 61586, Oct. 26, 1979]

Editorial Note: For FEDERAL REGISTER citations affecting § 145.10, see the List of CFR Sections Affected, which appears in the Finding Aids section of the printed volume and at www.govinfo.gov.

§ 145.11 Supervision.

- (a) The Official State Agency may designate qualified persons as Authorized Agents to do the sample collecting provided for in § 145.14 and may designate qualified persons as Authorized Testing Agents to do the sample collecting and blood testing provided for in § 145.14.
- (b) The Official State Agency shall employ or authorize qualified persons as State Inspectors to perform the qualification testing of participating flocks, and to perform the official inspections necessary to verify compliance with the requirements of the Plan.
- (c) Authorities issued under the provisions of this section shall be subject to cancellation by the official State agency on the grounds of incompetence or failure to comply with the provisions of the Plan or regulations of the official State agency. Such actions shall not be taken until a thorough investigation has been made by the official State agency and the authorized person has been given notice of the proposed action and the basis therefor and an opportunity to present his views.

[36 FR 23112, Dec. 3, 1971, as amended at 38 FR 13706, May 24, 1973; 41 FR 48723, Nov. 5, 1976. Redesignated at 44 FR 61586, Oct. 26, 1979, as amended at 72 FR 1418, Jan. 12, 2007]

§ 145.12 Inspections.

- (a) Each participating hatchery shall be audited at least one time annually or a sufficient number of times each year to satisfy the Official State Agency that the operations of the hatchery are in compliance with the provisions of the Plan.

- (b) The records of all flocks maintained primarily for production of hatching eggs shall be made available to and examined annually by a State Inspector. Records shall include VS Form 9-2, "Flock Selecting and Testing Report"; VS Form 9-3, "Report of Sales of Hatching Eggs, Chicks, and Poults"; set and hatch records; egg receipts; and egg/chick orders or invoices. Records shall be maintained for 3 years. On-site inspections of flocks and premises will be conducted if the State Inspector determines that a breach of sanitation, blood testing, or other provisions has occurred for Plan programs for which the flocks have or are being qualified.

[36 FR 23112, Dec. 3, 1971, as amended at 40 FR 1501, Jan. 8, 1975. Redesignated at 44 FR 61586, Oct. 26, 1979, and amended at 54 FR 23955, June 5, 1989; 59 FR 12798, Mar. 18, 1994; 72 FR 1418, Jan. 12, 2007; 81 FR 53249, Aug. 12, 2016]

§ 145.13 Debarment from participation.

Participants in the Plan, who after investigation by the Official State Agency or its representative, are notified in writing of their apparent noncompliance with the Plan provisions or regulations of the Official State Agency, shall be afforded a reasonable time, as specified by the Official State Agency, within which to demonstrate or achieve compliance. If compliance is not demonstrated or achieved within the specified time, the Official State Agency may debar the participant from further participation in the Plan for such period, or indefinitely, as the Agency may deem appropriate. The debarred participant shall be afforded notice of the bases for the debarment and opportunity to present his views with respect to the debarment in accordance with procedures adopted by the Official State Agency. The Official State Agency shall thereupon decide whether the debarment order shall continue in effect. Such decision shall be final unless the debarred participant, within 30 days after the issuance of the debarment order, requests the Administrator to determine the eligibility of the debarred participant for participation in the Plan. In such event the Administrator shall determine the matter de novo in accordance with the rules of practice in 7 CFR part 50, which are hereby made applicable to proceedings before the Administrator under this section. The definitions in 7 CFR 50.10 and the following definitions shall apply with respect to terms used in such rules of practice:

- (a) **Administrator** means the Administrator, Animal and Plant Health Inspection Service of the U.S. Department of Agriculture or any officer or employee to whom authority has heretofore been delegated or to whom authority may hereafter be delegated to act in his stead.

[36 FR 23112, Dec. 3, 1971, as amended at 38 FR 3038, Feb. 1, 1973. Redesignated at 44 FR 61586, Oct. 26, 1979, and amended at 47 FR 21991, May 20, 1982; 67 FR 8468, Feb. 25, 2002]

§ 145.14 Testing.

Poultry must be more than 4 months of age when tested for an official classification with the following exceptions: Turkey candidates under subpart D of this part may be tested at more than 12 weeks of age; game bird candidates under subpart E or subpart J of this part may be tested when more than 4 months of age or upon reaching sexual maturity, whichever comes first; and ostrich, emu, rhea, and cassowary candidates under subpart F of this part may be tested when more than 12 months of age. Samples for official tests shall be collected by an Authorized Agent, Authorized Testing Agent, or State Inspector and tested by an authorized laboratory, except that the stained antigen, rapid whole-blood test for pullorum-typhoid may be conducted by an Authorized Testing Agent or State Inspector. Testing must be conducted as specified within the Subpart Plan program, with at least 1 bird tested from each pen and unit in the house and a minimum of 30 birds tested per house. The ratio of samples collected from male and

female birds must be representative of birds throughout the house and flock. In houses containing fewer than 30 birds other than ostriches, emus, rheas, and cassowaries, all birds in the house must be tested, unless otherwise specified within the Plan program.

(a) *For Pullorum-Typhoid.*

- (1) The official blood tests for pullorum-typhoid shall be the standard tube agglutination test, the microagglutination test, the enzyme-linked immunosorbent assay test (ELISA), or the rapid serum test for all poultry; and the stained antigen, rapid whole-blood test for all poultry except turkeys. Official blood tests must be conducted in accordance with part 147 of this subchapter (within the Program Standards document, Program Standard A applies to blood testing; alternatives to the program standards may also be approved by the Administrator under § 145.73 of this chapter) or according to literature provided by the producer. Only antigens approved by the Department and of the polyvalent type shall be used for the rapid whole-blood and tube agglutination tests. Each serial of tube antigen shall be submitted by the antigen producer to the Department for approval upon manufacture and once a year thereafter as long as antigen from that serial continues to be made available for use. All microtest antigens and enzyme-linked immunosorbent assay reagents shall also be approved by the Department.^[1]
- (2) [Reserved]
- (3) There shall be an interval of at least 21 days between any official blood test and any previous test with pullorum-typhoid antigen.
- (4) [Reserved]
- (5) The official blood test shall include the testing of a sample of blood from each bird in the flock: Provided, That under specified conditions (see applicable provisions of §§ 145.23, 145.33, 145.43, 145.53, 145.63, 145.73, 145.83, 145.93, and 145.103) the testing of a portion or sample of the birds may be used in lieu of testing each bird.
- (6) Poultry from flocks undergoing qualification testing for participation in the Plan that have a positive reaction to an official blood test named in paragraph (a)(1) of this section shall be evaluated for pullorum-typhoid as follows:
 - (i) Serum samples that react on rapid serum test or enzyme-labeled immunosorbent assay test (ELISA), or blood from birds that react on the stained antigen, rapid whole-blood test for all birds except turkeys, shall be tested with either the standard tube agglutination test or the microagglutination test.
 - (ii) Reactors to the standard tube agglutination test (in dilutions of 1:50 or greater) or the microagglutination test (in dilutions of 1:40 or greater) shall be submitted to an authorized laboratory for bacteriological examination. If there are more than four reactors in a flock, a minimum of four reactors shall be submitted to the authorized laboratory; if the flock has four or fewer reactors, all of the reactors must be submitted. Bacteriological examination must be conducted in accordance with part 147 of this subchapter (within the Program Standards

^[1] The criteria and procedures for Department approval of antigens and reagents may be obtained from the Animal and Plant Health Inspection Service, Veterinary Services, Center for Veterinary Biologics, 510 South 17th Street, Suite 104, Ames, IA 50010-8197.

document, Program Standard B addresses bacteriological examination procedures; alternatives to the program standards may also be approved by the Administrator under § 145.73). When reactors are submitted to the authorized laboratory within 10 days of the date of reading an official blood test named in paragraph (a)(6)(i) of this section, and the bacteriological examination fails to demonstrate pullorum-typhoid infection, the Official State Agency shall presume that the flock is determined not to be infected with *Salmonella Pullorum* or *Salmonella Gallinarum*.

- (iii) If a flock owner does not wish to submit reactors for bacteriological examination, then the reactors shall be isolated and retested within 30 days using an official blood test named in paragraph (a)(1) of this section. If this retest is positive, additional examination of the reactors and flock will be performed in accordance with paragraph (a)(6)(ii) of this section. During this 30-day period, the flock must be maintained under a security system, specified or approved by the Official State Agency, that will prevent physical contact with other birds and assure that personnel, equipment, and supplies that could be a source of pullorum-typhoid spread are sanitized.
- (7) When *Salmonella Pullorum* or *Salmonella Gallinarum* organisms are isolated by an authorized laboratory from baby poultry, or from fluff samples produced by hatching eggs, the infected flock shall qualify for participation in the Plan with two consecutive negative results to an official blood test named in paragraph (a)(1) of this section. A succeeding flock must be qualified for participation in the Plan's pullorum-typhoid program with a negative result to an official blood test named in paragraph (a)(1) of this section. Testing to qualify flocks for Plan participation must include the testing of all birds in infected flocks and succeeding flocks for a 12-month period, and shall be performed or physically supervised by a State Inspector; Provided, That at the discretion of the Official State Agency, a sample of at least 500 birds, rather than all birds in the flock, may be tested by the State Inspector if it is agreed upon by the Official State Agency, the flockowner, and the Administrator. If the State Inspector determines that a primary breeding flock has been exposed to *Salmonella Pullorum* or *Salmonella Gallinarum*,^[2] the Official State Agency shall require:
- (i) The taking of blood samples—performed by or in the presence of a State Inspector—from all birds on premises exposed to birds, equipment, supplies, or personnel from the primary breeding flock during the period when the State Inspector determined that exposure to *Salmonella Pullorum* or *Salmonella Gallinarum* occurred.²
 - (ii) The banding of all birds of these premises—performed or physically supervised by a State Inspector—in order to identify any bird that tests positive; and
 - (iii) The testing of blood samples at an authorized laboratory using an official blood test named in paragraph (a)(1) of this section.
- (8) All domesticated fowl, except waterfowl, on the farm of the participant shall either be properly tested to meet the same standards as the participating flock or these birds and their eggs shall be separated from the participating flock and its eggs.

^[2] In making determinations of exposure, the State Inspector shall evaluate both evidence proving that exposure occurred and circumstances indicating a high probability of contacts with: infected wild birds; contaminated feed or waste; or birds, equipment, supplies, or persons from or exposed to flocks infected with *Salmonella Pullorum* or *Salmonella Gallinarum*.

- (9) All tests for pullorum-typhoid in flocks participating in or candidates for participation in the Plan shall be reported to the Official State Agency within 10 days following the completion of such tests. All reactors shall be considered in determining the classification of the flock.
- (10) Any drug, for which there is scientific evidence of masking the test reaction or hindering the bacteriological recovery of Salmonella organisms, shall not be fed or administered to poultry within 3 weeks prior to a test or bacteriological examination upon which a Salmonella classification is based.
- (11) When suitable evidence, as determined by the Official State Agency or the State Animal Disease Control Official, indicates that baby or started poultry produced by participating hatcheries are infected with organisms for which the parent flock received an official control classification and this evidence indicates that the infection was transmitted from the parent flock, the Official State Agency may, at its discretion, require additional testing of the flock involved. If infection is found in the parent flock, its classification shall be suspended until the flock is requalified under the requirements for the classification. Furthermore, the Official State Agency may require that the hatching eggs from such flocks be removed from the incubator and destroyed prior to hatching. When Salmonella organisms are isolated from a specimen which originated in a participating hatchery, the Official State Agency shall attempt to locate the source of the infection. The results of the investigation and the action taken to eliminate the infection shall be reported by the Official State Agency to the Service.

(b) *For Mycoplasma gallisepticum, M. meleagridis, and M. synoviae.*

- (1) The official tests for *M. gallisepticum*, *M. meleagridis*, and *M. synoviae* shall be the serum plate agglutination test, the hemagglutination inhibition (HI) test, the enzyme-linked immunosorbent assay (ELISA) test,^[3] or a molecular based test. The HI test or molecular based test shall be used to confirm the positive results of other serological screening tests. HI titers of 1:40 or more may be interpreted as suspicious, and final judgment must be based on further samplings and/or culture of reactors. Tests must be conducted in accordance with this paragraph (b) and in accordance with part 147 of this subchapter.
- (2) The serological tests shall be conducted using *M. gallisepticum*, *M. meleagridis*, or *M. synoviae* antigens approved by the Department or the Official State Agency and shall be performed in accordance with the recommendations of the producer of the antigen.

^[3] Procedures for the enzyme-linked immunosorbent assay (ELISA) test are set forth in the following publications:

A.A. Ansari, R.F. Taylor, T.S. Chang, "Application of Enzyme-Linked Immunosorbent Assay for Detecting Antibody to Mycoplasma gallisepticum Infections in Poultry," *Avian Diseases*, Vol. 27, No. 1, pp. 21-35, January-March 1983; and

H.M. Opitz, J.B. Duplessis, and M.J. Cyr, "Indirect Micro-Enzyme-Linked Immunosorbent Assay for the Detection of Antibodies to Mycoplasma synoviae and M. gallisepticum," *Avian Diseases*, Vol. 27, No. 3, pp. 773-786, July-September 1983; and

H.B. Ortmyer and R. Yamamoto, "Mycoplasma Meleagridis Antibody Detection by Enzyme-Linked Immunosorbent Assay (ELISA)," *Proceedings, 30th Western Poultry Disease Conference*, pp. 63-66, March 1981.

- (3) When reactors to the test for which the flock was tested are submitted to a laboratory as prescribed by the Official State Agency, the final status of the flock will be determined in accordance with part 147 of this subchapter.
- (4) Any drug, for which there is scientific evidence of masking the test reaction or hindering the bacteriological recovery of mycoplasma organisms, shall not be fed or administered to poultry within three weeks prior to a test or bacteriological examination upon which a Mycoplasma classification is based.
- (5) The official molecular examination procedures for *M. gallisepticum* are the PCR test described in § 147.30 of this subchapter and the real-time PCR test described in § 147.31 of this subchapter. The official molecular examination procedure for *M. synoviae* is the PCR test described in § 147.30 of this subchapter.

(c) [Reserved]

(d) **For avian influenza.** The official tests for avian influenza are described in paragraphs (d)(1) and (d)(2) of this section.

(1) **Antibody detection tests –**

(i) **Enzyme-linked immunosorbent assay (ELISA) test.**

- (A) The ELISA test must be conducted using test kits approved by the Department and the Official State Agency and must be conducted in accordance with the recommendations of the producer or manufacturer.
- (B) When positive ELISA samples are identified, an AGID test must be conducted within 48 hours.

(ii) **Agar gel immunodiffusion (AGID) test.**

- (A) The AGID test must be conducted using reagents approved by the Department and the Official State Agency.
- (B) The AGID test for avian influenza must be conducted in accordance with this section (within the NPIP Program Standards document, Program Standard A applies to blood and yolk testing procedures; alternatives to the program standards may also be approved by the Administrator under § 147.53 of this subchapter) for the avian influenza agar gel immunodiffusion (AGID) test. The test can be conducted on egg yolk or blood samples. The AGID test is not recommended for use in waterfowl.
- (C) Positive tests for the AGID must be further tested by Federal Reference Laboratories using appropriate tests for confirmation. Final judgment may be based upon further sampling and appropriate tests for confirmation.

(2) **Agent detection tests.** Agent detection tests may be used to detect influenza A virus but not to determine hemagglutinin or neuraminidase subtypes. Samples for agent detection testing should be collected from naturally occurring flock mortality or clinically ill birds.

(i) **The real time reverse transcriptase/polymerase chain reaction (RRT-PCR) assay.**

- (A) The RRT-PCR tests must be conducted using reagents approved by the Department and the Official State Agency. The RRT-PCR must be conducted using the National Veterinary Services Laboratories (NVSL) official protocol for RRT-PCR or a test kit licensed by the

Department and approved by the Official State Agency and the State Animal Health Official, and must be conducted by personnel who have passed an NVSL proficiency test. For non-National Animal Health Laboratory Network (NAHLN) authorized laboratories:

- (1) RRT-PCR testing may be used by primary breeder company authorized laboratories.
 - (2) RRT-PCR testing can only be performed on their own breeding flocks and only used for routine surveillance.
 - (3) The authorized laboratory must have a quality system that is accredited as ISO/IEC 17025 or equivalent to perform the avian influenza RRT-PCR assay.
 - (4) The use of the RRT-PCR test by the authorized laboratory must be approved in the memorandum of understanding (MOU) between the authorized laboratory, the Official State Agency, and the State Animal Health Official(s) of both the location of the authorized laboratory and the location where the breeding flocks reside.
 - (5) Split samples for testing must occur between the authorized laboratory and a NAHLN laboratory at a frequency designated in the MOU.
- (B) Positive results from the RRT-PCR must be further tested by Federal Reference Laboratories using appropriate tests for confirmation. Final judgment may be based upon further sampling and appropriate tests for confirmation.

(ii) ***USDA-licensed type A influenza antigen capture immunoassay (ACIA).***

- (A) The USDA-licensed type A influenza ACIA must be conducted using test kits approved by the Department and the Official State Agency and must be conducted in accordance with the recommendations of the producer or manufacturer.
 - (B) Chicken and turkey flocks that test positive on the ACIA must be further tested using the RRT-PCR or virus isolation. Positive results from the RRT-PCR or virus isolation must be further tested by Federal Reference Laboratories using appropriate tests for confirmation. Final judgment may be based upon further sampling and appropriate tests for confirmation.
- (3) The official determination of a flock as positive for the H5 or H7 subtypes of avian influenza may be made only by NVSL.
- (e) ***For Newcastle Disease (ND).*** The official tests for ND are serological tests for antibody detection or molecular-based tests for antigen detection.

(Approved by the Office of Management and Budget under control number 0579-0007)

[36 FR 23112, Dec. 3, 1971]

Editorial Note: For FEDERAL REGISTER citations affecting § 145.14, see the List of CFR Sections Affected, which appears in the Finding Aids section of the printed volume and at www.govinfo.gov.

§ 145.15 Diagnostic surveillance program for low pathogenic avian influenza.

- (a) The Official State Agency must develop a diagnostic surveillance program for H5/H7 low pathogenic avian influenza for all poultry in the State. The exact provisions of the program are at the discretion of the States. The Service will use the standards in paragraph (b) of this section in assessing individual State plans for adequacy, including the specific provisions that the State developed. The standards should be used by States in developing those plans.
- (b) Avian influenza must be a disease reportable to the responsible State authority (State veterinarian, etc.) by all licensed veterinarians. To accomplish this, all laboratories (private, State, and university laboratories) that perform diagnostic procedures on poultry must examine all submitted cases of unexplained respiratory disease, egg production drops, and mortality for avian influenza by both an approved serological test and an approved antigen detection test. Memoranda of understanding or other means must be used to establish testing and reporting criteria (including criteria that provide for reporting H5 and H7 low pathogenic avian influenza directly to the Service) and approved testing methods. In addition, States should conduct outreach to poultry producers, especially owners of smaller flocks, regarding the importance of prompt reporting of clinical symptoms consistent with avian influenza.

[74 FR 14715, Apr. 1, 2009]

Subpart B—Special Provisions for Multiplier Egg-Type Chicken Breeding Flocks and Products

§ 145.21 Definitions.

Except where the context otherwise requires, for the purposes of this subpart the following terms shall be construed, respectively, to mean:

Chicks. Newly hatched chickens.

Egg type chicken breeding flocks. Flocks that are composed of stock that has been developed for egg production and are maintained for the principal purpose of producing chicks for the ultimate production of eggs for human consumption.

Started chickens. Young chickens (chicks, pullets, cockerels, capons) which have been fed and watered and are less than 6 months of age.

[36 FR 23112, Dec. 3, 1971, as amended at 38 FR 13707, May 24, 1973; 41 FR 48723, Nov. 5, 1976. Redesignated at 44 FR 61586, Oct. 26, 1979, and amended at 59 FR 12798, Mar. 18, 1994; 65 FR 8017, Feb. 17, 2000]

§ 145.22 Participation.

Participating flocks of multiplier egg type chickens, and the eggs and chicks produced from them, shall comply with the applicable general provisions of subpart A of this part and the special provisions of this subpart B.

- (a) Started chickens shall lose their identity under Plan terminology when not maintained by Plan participants under the conditions prescribed in § 145.5(a).
- (b) Hatching eggs produced by multiplier breeding flocks should be nest clean. They may be fumigated in accordance with part 147 of this subchapter or otherwise sanitized.

- (c) Any nutritive material provided to chicks must be free of the avian pathogens that are officially represented in the Plan disease classifications listed in § 145.10.

[36 FR 23112, Dec. 3, 1971, as amended at 40 FR 1501, Jan. 8, 1975. Redesignated at 44 FR 61586, Oct. 26, 1979, and amended at 49 FR 19802, May 10, 1984; 57 FR 57341, Dec. 4, 1992; 65 FR 8017, Feb. 17, 2000; 68 FR 64510, Nov. 14, 2003; 72 FR 1419, Jan. 12, 2007; 79 FR 38755, July 9, 2014]

§ 145.23 Terminology and classification; flocks and products.

Participating flocks, and the eggs and chicks produced from them, which have met the respective requirements specified in this section may be designated by the following terms and the corresponding designs illustrated in § 145.10:

(a) [Reserved]

(b) **U.S. Pullorum-Typhoid Clean.** A flock in which freedom from pullorum and typhoid has been demonstrated to the official State agency under the criteria in one of the following paragraphs (b)(1) through (4) of this section: *Provided*, That a flock qualifying by means of a blood test shall be tested within the past 12 months, except that the retesting of a participating flock which is retained for more than 12 months shall be conducted a minimum of 4 weeks after the induction of molt. (See § 145.14 relating to the official blood test where applicable.)

(1) It has been officially blood tested with either no reactors or reactors that, upon further bacteriological examination conducted in accordance with part 147 of this subchapter, fail to isolate *Salmonella Pullorum* or *Salmonella Gallinarum*.

(2) It is a multiplier breeding flock and meets the following specifications as determined by the Official State Agency and the Service:

(i) The flock is located in a State where all persons performing poultry disease diagnostic services within the State are required to report to the Official State Agency within 48 hours the source of all poultry specimens from which *S. pullorum* or *S. gallinarum* is isolated;

(ii) The flock is composed entirely of birds that originated from U.S. Pullorum-Typhoid Clean breeding flocks or from flocks that met equivalent requirements under official supervision; and

(iii) The flock is located on a premises where a flock not classified as U.S. Pullorum-Typhoid Clean was located the previous year; *Provided*, That an Authorized Testing Agent must blood test up to 300 birds per flock, as described in § 145.14, if the Official State Agency determines that the flock has been exposed to pullorum-typhoid. In making determinations of exposure and setting the number of birds to be blood tested, the Official State Agency shall evaluate the results of any blood tests, described in § 145.14(a)(1) that were performed on an unclassified flock located on the premises during the previous year; the origins of the unclassified flock; and the probability of contacts between the flock for which qualification is being sought and (a) infected wild birds, (b) contaminated feed or waste, or (c) birds, equipment, supplies, or personnel from flocks infected with pullorum-typhoid.

(3) It is a multiplier breeding flock that originated from U.S. Pullorum-Typhoid Clean breeding flocks or from flocks that met equivalent requirements under official supervision, and is located in a State in which it has been determined by the Service that:

- (i) All hatcheries within the State are qualified as “National Plan Hatcheries” or have met equivalent requirements for pullorum-typhoid control under official supervision;
- (ii) All hatchery supply flocks within the State, are qualified as U.S. Pullorum-Typhoid Clean or have met equivalent requirements for pullorum-typhoid control under official supervision: *Provided*, That if other domesticated fowl, except waterfowl, are maintained on the same premises as the participating flock, freedom from pullorum-typhoid infection shall be demonstrated by an official blood test of each of these fowl;
- (iii) All shipments of products other than U.S. Pullorum-Typhoid Clean, or equivalent, into the State are prohibited;
- (iv) All persons performing poultry disease diagnostic services within the State are required to report to the Official State Agency within 48 hours the source of all poultry specimens from which *S. pullorum* or *S. gallinarum* is isolated;
- (v) All reports of any disease outbreak involving a disease covered under the Plan are promptly followed by an investigation by the Official State Agency to determine the origin of the infection; *Provided*, That if the origin of the infection involves another State, or if there is exposure to poultry in another State from the infected flock, then the National Poultry Improvement Plan will conduct an investigation;
- (vi) All flocks found to be infected with pullorum or typhoid are quarantined until marketed or destroyed under the supervision of the Official State Agency, or until subsequently blood tested, following the procedure for reacting flocks as contained in § 145.14(a)(5), and all birds fail to demonstrate pullorum or typhoid infection;
- (vii) All poultry, including exhibition, exotic, and game birds, but excluding waterfowl, going to public exhibition shall come from U.S. Pullorum-Typhoid Clean or equivalent flocks, or have had a negative pullorum-typhoid test within 90 days of going to public exhibition;
- (viii) Discontinuation of any of the conditions or procedures described in paragraphs (b)(3)(i), (ii), (iii), (iv), (v), (vi), and (vii) of this section, or the occurrence of repeated outbreaks of pullorum or typhoid in poultry breeding flocks within or originating within the State shall be grounds for the Service to revoke its determination that such conditions and procedures have been met or complied with. Such action shall not be taken until a thorough investigation has been made by the Service and the Official State Agency has been given an opportunity to present its views.

(4) It is a multiplier breeding flock located in a State which has been determined by the Service to be in compliance with the provisions of (b)(3) of this section, and in which pullorum disease or fowl typhoid is not known to exist nor to have existed in hatchery supply flocks within the State during the preceding 12 months.

(c) ***U.S. M. Gallisepticum Clean.***

(1) A flock maintained in accordance with part 147 of this subchapter with respect to *Mycoplasma* isolation, sanitation, and management and in which freedom from *M. gallisepticum* has been demonstrated under the criteria specified in paragraph (c)(1)(i) or (ii) of this section.

(i) [Reserved]

- (ii) It is a multiplier breeding flock which originated as U.S. M. Gallisepticum Clean chicks from primary breeding flocks and from which a sample comprised of a minimum of 150 birds per flock has been tested for *M. gallisepticum* as provided in § 145.14(b) when more than 4 months of age: *Provided*, That to retain this classification, the flock shall be subjected to one of the following procedures:
 - (A) At intervals of not more than 90 days, 75 birds from the flock shall be tested, *Provided*, that fewer than 75 birds from the flock may be tested at any one time if all pens are equally represented and a total of at least 75 birds from the flock is tested within each 90-day period; or
 - (B) At intervals of not more than 30 days, a sample of 25 cull chicks produced from the flock shall be subjected to laboratory procedures acceptable to the Official State Agency and approved by the Service, for the detection and recovery of *M. gallisepticum*; or
 - (C) At intervals of not more than 30 days, egg yolk testing shall be conducted in accordance with part 147 of this subchapter.
- (2) A participant handling U.S. M. Gallisepticum Clean products shall keep these products separate from other products in a manner satisfactory to the Official State Agency.
- (3) U.S. M. Gallisepticum Clean chicks shall be boxed in clean boxes and delivered in trucks that have been cleaned and disinfected in accordance with part 147 of this subchapter.
- (d) **U.S. S. Enteritidis Clean.** This classification is intended for egg-type breeders wishing to assure their customers that the hatching eggs and chicks produced are certified free of *Salmonella enteritidis*.
 - (1) A flock and the hatching eggs and chicks produced from it which have met the following requirements as determined by the Official State Agency:
 - (i) The flock originated from a U.S. *Salmonella* Enteritidis Clean flock, or meconium from the chick boxes and a sample of chicks that died within 7 days after hatching are examined bacteriologically for salmonella at an authorized laboratory. Cultures from positive samples shall be serotyped.
 - (ii) All feed fed to the flock shall meet the following requirements:
 - (A) Pelletized feed shall contain either no animal protein or only animal protein products produced under the Animal Protein Products Industry (APPI) *Salmonella* Education/Reduction Program. The protein products must have a minimum moisture content of 14.5 percent and must have been heated throughout to a minimum temperature of 190 °F., or above, or to a minimum temperature of 165 °F. for at least 20 minutes, or to a minimum temperature of 184 °F. under 70 lbs. pressure during the manufacturing process.
 - (B) Mash feed may contain no animal protein other than an APPI animal protein product supplement manufactured in pellet form and crumbled: *Provided*, that mash feed may contain nonpelleted APPI animal protein product supplements if the finished feed is treated with a salmonella control product approved by the Food and Drug Administration.
 - (iii) Feed shall be stored and transported in such a manner as to prevent possible contamination;
 - (iv) The flock is maintained in accordance with part 147 of this subchapter with respect to flock sanitation, cleaning and disinfection, and *Salmonella* isolation, sanitation, and management. Rodents and other pests should be effectively controlled;

- (v) Environmental samples shall be collected from the flock by an Authorized Agent, in accordance with part 147 of this subchapter, when the flock is 2 to 4 weeks of age. The samples shall be examined bacteriologically for group D salmonella at an authorized laboratory. Cultures from positive samples shall be serotyped. The authorized agent shall also collect samples every 30 days after the first sample has been collected.
- (vi) Hatching eggs are collected as quickly as possible, and their sanitation is maintained in accordance with part 147 of this subchapter.
- (vii) Hatching eggs produced by the flock are incubated in a hatchery whose sanitation is maintained in accordance with part 147 of this subchapter and sanitized either by a procedure approved by the Official State Agency or in accordance with part 147 of this subchapter.

- (2) A flock shall not be eligible for this classification if *Salmonella* Enteritidis (SE) is isolated from a specimen taken from a bird in the flock. Isolation of SE from an environmental or other specimen, as described in paragraph (d)(1)(v) of this section, will require bacteriological examination for SE in an authorized laboratory, in accordance with part 147 of this subchapter, of a random sample of 60 live birds from a flock of 5,000 birds or more, or 30 live birds from a flock with fewer than 5,000 birds. If only one specimen is found positive for SE, the participant may request bacteriological examination of a second sample, equal in size to the first sample, from the flock. If no SE is recovered from any of the specimens in the second sample, the flock will be eligible for the classification.
- (3) In order for a hatchery to sell products of this classification, all products handled shall meet the requirements of the classification.
- (4) This classification may be revoked by the Official State Agency if the participant fails to follow recommended corrective measures.

(e) ***U.S.M. Synoviae Clean.***

- (1) A flock maintained in accordance with part 147 of this subchapter with respect to Mycoplasma isolation, sanitation, and management and in which freedom from *M. synoviae* has been demonstrated under the criteria specified in paragraph (e)(1)(i) or (ii) of this section.
 - (i) [Reserved]
 - (ii) It is a multiplier breeding flock which originated as U.S. M. Synoviae Clean chicks from primary breeding flocks and from which a sample comprised of a minimum of 150 birds has been tested for *M. synoviae* as provided in § 145.14(b) when more than 4 months of age: *Provided*, That to retain this classification, the flock shall be subjected to one of the following procedures:
 - (A) At intervals of not more than 90 days, 75 birds from the flock shall be tested: *Provided*, That fewer than 75 birds from the flock may be tested at any one time if all pens are equally represented and a total of at least 75 birds from the flock is tested within each 90-day period; or
 - (B) At intervals of not more than 30 days, egg yolk testing shall be conducted in accordance with part 147 of this subchapter.
- (2) A participant handling U.S. M. Synoviae Clean products shall keep these products separate from other products in a manner satisfactory to the Official State Agency.
- (3) U.S. M. Synoviae Clean chicks shall be boxed in clean boxes and delivered in trucks that have been cleaned and disinfected in accordance with part 147 of this subchapter.

(f) ***U.S. M. Gallisepticum Clean Started Poultry.***

- (1) A flock which originated from U.S. M. Gallisepticum Clean breeding flocks and was hatched in a hatchery approved by the Official State Agency for the production of U.S. M. Gallisepticum Clean chicks.
- (2) All other poultry on the premises of the candidate flock must originate from U.S. M. Gallisepticum Clean sources.
- (3) The flock is maintained in accordance with part 147 of this subchapter with respect to Mycoplasma isolation, sanitation, and management.
- (4) The flock's freedom from *M. Gallisepticum* is demonstrated by a negative blood test, as provided in § 145.14(b), of a sample of 75 birds, with a minimum of 50 birds per poultry house, between 15-20 days prior to the flock being moved to laying quarters.
- (5) Started poultry shall be delivered to and from the farm premises in crates and vehicles which have been cleaned and disinfected in accordance with part 147 of this subchapter.

(g) ***U.S. M. Synoviae Clean Started Poultry.***

- (1) A flock which originated from U.S. M. Synoviae Clean breeding flocks and was hatched in a hatchery approved by the Official State Agency for production of U.S. M. Synoviae Clean chicks.
- (2) All other poultry on the premises of the candidate flock must originate from U.S. M. Synoviae Clean sources.
- (3) The flock is maintained in accordance with part 147 of this subchapter with respect to Mycoplasma isolation, sanitation, and management.
- (4) The flock's freedom from *M. synoviae* is demonstrated by a negative blood test, as provided in § 145.14(b), of a sample of 75 birds, with a minimum of 50 birds per poultry house, between 15-20 days prior to the flock being moved to laying quarters.
- (5) Started poultry shall be delivered to and from the farm premises in crates and vehicles which have been cleaned and disinfected in accordance with part 147 of this subchapter.

(h) ***U.S. Avian Influenza Clean.*** This program is intended to be the basis from which the breeding-hatchery industry may conduct a program for the prevention and control of avian influenza. It is intended to determine the presence of avian influenza in breeding chickens through routine surveillance of each participating breeding flock. A flock and the hatching eggs and chicks produced from it will qualify for this classification when the Official State Agency determines that they have met the following requirements:

- (1) It is a multiplier breeding flock in which a minimum of 30 birds have been tested and found negative to avian influenza when more than 4 months of age. To retain this classification:
 - (i) A sample of at least 30 birds must be tested negative at intervals of 90 days; or
 - (ii) A sample of fewer than 30 birds may be tested, and found to be negative, at any one time if all pens are equally represented and a total of 30 birds is tested within each 90-day period; or
 - (iii) The flock is tested as provided in § 145.14(d) at intervals of 30 days or less and found to be negative, and a total of 30 samples are collected and tested within each 90-day period; and
- (2) A sample of at least 11 birds must be tested and found negative to avian influenza within 21 days prior to slaughter.

(Approved by the Office of Management and Budget under control number 0579-0007)

[36 FR 23112, Dec. 3, 1971]

Editorial Note: For FEDERAL REGISTER citations affecting § 145.23, see the List of CFR Sections Affected, which appears in the Finding Aids section of the printed volume and at www.govinfo.gov.

§ 145.24 Terminology and classification; States.

(a) U.S. Pullorum-Typhoid Clean State.

- (1) A State will be declared a U.S. Pullorum-Typhoid Clean State when it has been determined by the Service that:
 - (i) The State is in compliance with the provisions contained in §§ 145.23(b)(3)(i) through (vii), 145.33(b)(3)(i) through (vii), 145.43(b)(3)(i) through (vi), 145.53(b)(3)(i) through (vii), 145.73(b)(2)(i), 145.83(b)(2)(i), 145.93(b)(3)(i) through (vii), and 145.103(b)(3)(i) through (ix).
 - (ii) No pullorum disease or fowl typhoid is known to exist nor to have existed in hatchery supply flocks within the State during the preceding 12 months: *Provided*, That pullorum disease or fowl typhoid found within the preceding 24 months in waterfowl, exhibition poultry, and game bird breeding flocks will not prevent a State, which is otherwise eligible, from qualifying.
- (2) Discontinuation of any of the conditions described in paragraph (a)(1)(i) of this section, or repeated outbreaks of pullorum or typhoid occur in hatchery supply flocks described in paragraph (a)(1)(ii) of this section, or if an infection spreads from the originating premises, the Service shall have grounds to revoke its determination that the State is entitled to this classification. Such action shall not be taken until a thorough investigation has been made by the Service and the Official State Agency has been given an opportunity for a hearing in accordance with rules of practice adopted by the Administrator.

(b) [Reserved]

[40 FR 1502, Jan. 8, 1975. Redesignated at 44 FR 61586, Oct. 26, 1979, and amended at 54 FR 23957, June 5, 1989; 67 FR 8469, Feb. 25, 2002; 72 FR 1419, Jan. 12, 2007; 76 FR 15793, Mar. 22, 2011; 85 FR 62565, Oct. 5, 2020]

Subpart C—Special Provisions for Multiplier Meat-Type Chicken Breeding Flocks and Products

§ 145.31 Definitions.

Except where the context otherwise requires, for the purposes of this subpart the following terms shall be construed, respectively, to mean:

Chicks. Newly hatched chickens.

Meat type chicken breeding flocks. Flocks that are composed of stock that has been developed for meat production and are maintained for the principal purpose of producing chicks for the ultimate production of meat.

Started chickens. Young chickens (chicks, pullets, cockerels, capons) which have been fed and watered and are less than 6 months of age.

[36 FR 23112, Dec. 3, 1971, as amended at 41 FR 48724, Nov. 5, 1976. Redesignated at 44 FR 61586, Oct. 26, 1979, and amended at 59 FR 12799, Mar. 18, 1994; 65 FR 8018, Feb. 17, 2000]

§ 145.32 Participation.

Participating flocks of multiplier meat type chickens, and the eggs and chicks produced from them, shall comply with the applicable general provisions of subpart A of this part and the special provisions of this subpart C.

- (a) Started chickens shall lose their identity under Plan terminology when not maintained by Plan participants under the conditions prescribed in § 145.5(a).
- (b) Hatching eggs produced by multiplier breeding flocks should be nest clean. They may be fumigated in accordance with part 147 of this subchapter or otherwise sanitized.
- (c) Any nutritive material provided to chicks must be free of the avian pathogens that are officially represented in the Plan disease classifications listed in § 145.10.

[36 FR 23112, Dec. 3, 1971, as amended at 40 FR 1502, Jan. 8, 1975; 41 FR 48724, Nov. 5, 1976. Redesignated at 44 FR 61586, Oct. 26, 1979, and amended at 49 FR 19802, May 10, 1984; 57 FR 57341, Dec. 4, 1992; 65 FR 8018, Feb. 17, 2000; 68 FR 64510, Nov. 14, 2003; 72 FR 1419, Jan. 12, 2007; 79 FR 38756, July 9, 2014]

§ 145.33 Terminology and classification; flocks and products.

Participating flocks, and the eggs and chicks produced from them, which have met the respective requirements specified in this section may be designated by the following terms and the corresponding designs illustrated in § 145.10:

- (a) [Reserved]
- (b) **U.S. Pullorum-Typhoid Clean.** A flock in which freedom from pullorum and typhoid has been demonstrated to the official State agency under the criteria in one of paragraphs (b)(1) through (4) of this section: *Provided*, That a flock qualifying by means of a blood test shall be tested within the past 12 months, except that the retesting of a participating flock which is retained for more than 12 months shall be conducted a minimum of 4 weeks after the induction of molt. (See § 145.14 relating to the official blood test where applicable.)
 - (1) It has been officially blood tested with either no reactors or reactors that, upon further bacteriological examination conducted in accordance with part 147 of this subchapter, fail to isolate *Salmonella Pullorum* or *Salmonella Gallinarum*.
 - (2) It is a multiplier breeding flock and meets the following specifications as determined by the Official State Agency and the Service:
 - (i) The flock is located in a State where all persons performing poultry disease diagnostic services within the State are required to report to the Official State Agency within 48 hours the source of all poultry specimens from which *S. pullorum* or *S. gallinarum* is isolated;
 - (ii) The flock is composed entirely of birds that originated from U.S. Pullorum-Typhoid Clean breeding flocks or from flocks that met equivalent requirements under official supervision; and

- (iii) The flock is located on a premises where a flock not classified as U.S. Pullorum-Typhoid Clean was located the previous year; *Provided*, That an Authorized Testing Agent must blood test up to 300 birds per flock, as described in § 145.14, if the Official State Agency determines that the flock has been exposed to pullorum-typhoid. In making determinations of exposure and setting the number of birds to be blood tested, the Official State Agency shall evaluate the results of any blood tests, described in § 145.14(a)(1), that were performed on an unclassified flock located on the premises during the previous year; the origins of the unclassified flock; and the probability of contacts between the flock for which qualification is being sought and (a) infected wild birds, (b) contaminated feed or waste, or (c) birds, equipment, supplies, or personnel from flocks infected with pullorum-typhoid.
- (3) It is a multiplier breeding flock that originated from U.S. Pullorum-Typhoid Clean breeding flocks or from flocks that met equivalent requirements under official supervision, and is located in a State in which it has been determined by the Service that:
- (i) All hatcheries within the State are qualified as “National Plan Hatcheries” or have met equivalent requirements for pullorum-typhoid control under official supervision;
 - (ii) All hatchery supply flocks within the State, are qualified as U.S. Pullorum-Typhoid Clean or have met equivalent requirements for pullorum-typhoid control under official supervision: *Provided*, That if other domesticated fowl, except waterfowl, are maintained on the same premises as the participating flock, freedom from pullorum-typhoid infection shall be demonstrated by an official blood test of each of these fowl;
 - (iii) All shipments of products other than U.S. Pullorum-Typhoid Clean, or equivalent, into the State are prohibited;
 - (iv) All persons performing poultry disease diagnostic services within the State are required to report to the Official State Agency within 48 hours the source of all poultry specimens from which *S. pullorum* or *S. gallinarum* is isolated;
 - (v) All reports of any disease outbreak involving a disease covered under the Plan are promptly followed by an investigation by the Official State Agency to determine the origin of the infection; *Provided*, That if the origin of the infection involves another State, or if there is exposure to poultry in another State from the infected flock, then the National Poultry Improvement Plan will conduct an investigation;
 - (vi) All flocks found to be infected with pullorum or typhoid are quarantined until marketed or destroyed under the supervision of the Official State Agency, or until subsequently blood tested following the procedure for reacting flocks as contained in § 145.14(a)(5), and all birds fail to demonstrate pullorum or typhoid infection;
 - (vii) All poultry, including exhibition, exotic, and game birds, but excluding waterfowl, going to public exhibition shall come from U.S. Pullorum-Typhoid Clean or equivalent flocks, or have had a negative pullorum-typhoid test within 90 days of going to public exhibition;
 - (viii) Discontinuation of any of the conditions or procedures described in paragraphs (b)(3)(i), (ii), (iii), (iv), (v), (vi), and (vii) of this section, or the occurrence of repeated outbreaks of pullorum or typhoid in poultry breeding flocks within or originating within the State shall be grounds for the Service to revoke its determination that such conditions and procedures have been met or complied with. Such action shall not be taken until a thorough investigation has been made by the Service and the Official State Agency has been given an opportunity to present its views.

- (4) It is a multiplier breeding flock located in a State which has been determined by the Service to be in compliance with the provisions of paragraph (b)(3) of this section, and in which pullorum disease or fowl typhoid is not known to exist nor to have existed in hatchery supply flocks within the State during the preceding 12 months.

(c) **U.S. M. Gallisepticum Clean.**

- (1) A flock maintained in accordance with part 147 of this subchapter with respect to Mycoplasma isolation, sanitation, and management and in which freedom from *M. gallisepticum* has been demonstrated under the criteria specified in paragraph (c)(1)(i) or (ii) of this section.
 - (i) [Reserved]
 - (ii) It is a multiplier breeding flock which originated as U.S. M. Gallisepticum Clean chicks from primary breeding flocks and from which a sample comprised of a minimum of 150 birds per flock has been tested for *M. gallisepticum* as provided in § 145.14(b) when more than 4 months of age: *Provided*, That to retain this classification, the flock shall be subjected to one of the following procedures:
 - (A) At intervals of not more than 90 days, 75 birds from the flock shall be tested, *Provided*, That fewer than 75 birds from the flock may be tested at any one time if all pens are equally represented and a total of at least 75 birds from the flock is tested within each 90-day period; or
 - (B) At intervals of not more than 30 days, a sample of 25 cull chicks produced from the flock shall be subjected to laboratory procedures acceptable to the Official State Agency and approved by the Service, for the detection and recovery of *M. gallisepticum*; or
 - (C) At intervals of not more than 30 days, egg yolk testing shall be conducted in accordance with part 147 of this subchapter.
 - (2) A participant handling U.S. M. Gallisepticum Clean products must keep these products separate from other products through the use of separate hatchers and incubators, separate hatch days, and proper hatchery sanitation and biosecurity in a manner satisfactory to the Official State Agency and in accordance with part 147 of this subchapter.
 - (3) U.S. M. Gallisepticum Clean chicks shall be boxed in clean boxes and delivered in trucks that have been cleaned and disinfected in accordance with part 147 of this subchapter.
 - (4) Before male breeding birds may be added to a participating multiplier breeding flock, a sample of at least 30 birds to be added, with a minimum of 10 birds per pen, shall be tested for *M. gallisepticum* as provided in § 145.14(b), or by a polymerase chain reaction (PCR)-based procedure in accordance with part 147 of this subchapter. If fewer than 30 male breeding birds are being added, all the birds shall be tested as described above. The male birds shall be tested no more than 14 days prior to their intended introduction into the flock. If the serologic testing of the birds yields hemagglutination inhibition titers of 1:40 or higher as provided in § 145.14(b), or if the PCR testing is positive for *M. gallisepticum*, the male birds may not be added to the flock and must be either retested or destroyed.
- (d) **U.S. Sanitation Monitored.** This program is intended to be the basis from which the breeding-hatching industry may conduct a program for the prevention and control of Salmonellosis. It is intended to reduce the incidence of Salmonella organisms in hatching eggs and chicks through an effective and practical sanitation program at the breeder farm and in the hatchery. This will afford other segments of the poultry industry an opportunity to reduce the incidence of Salmonella in their products.

- (1) A flock and the hatching eggs and chicks produced from it which have met the following requirements as determined by the Official State Agency:
 - (i) The flock shall originate from a source where sanitation and management practices, as outlined in § 145.33(d)(1) of this paragraph, are conducted;
 - (ii) The flock is maintained in accordance with part 147 of this subchapter with respect to flock sanitation, cleaning and disinfection, and *Salmonella* isolation, sanitation, and management;
 - (iii) If pelletized feed contains animal protein, the protein products shall be purchased from participants in the Animal Protein Products Industry (APPI) *Salmonella* Education/Reduction Program or the Fishmeal Inspection Program of the National Marine Fisheries Service. The protein products must have a minimum moisture content of 14.5 percent and must have been heated throughout to a minimum temperature of 190 °F. or above, or to a minimum temperature of 165 °F. for at least 20 minutes, or to a minimum temperature of 184 °F. under 70 lbs. pressure during the manufacturing process;
 - (iv) If mash feed contains animal protein, the protein products shall be purchased from participants in the Animal Protein Products Industry (APPI) *Salmonella* Education/Reduction Program or the Fishmeal Inspection Program of the National Marine Fisheries Service;
 - (v) Feed shall be stored and transported in such a manner as to prevent possible contamination;
 - (vi) Chicks shall be hatched in a hatchery whose sanitation is maintained in accordance with part 147 of this subchapter and sanitized or fumigated in accordance with part 147 of this subchapter;
 - (vii) An Authorized Agent shall take environmental samples, in accordance with part 147 of this subchapter, from each flock at 4 months of age and every 90 days thereafter. An authorized laboratory for *Salmonella* shall examine the environmental samples bacteriologically.
- (2) The Official State Agency may monitor the effectiveness of the sanitation practices in accordance with part 147 of this subchapter.
- (3) In order for a hatchery to sell products of this classification, all products handled shall meet the requirements of the classification.
- (4) This classification may be revoked by the Official State Agency if the participant fails to follow recommended corrective measures.

(e) ***U.S. M. Synoviae Clean.***

- (1) A flock maintained in accordance with part 147 of this subchapter with respect to *Mycoplasma* isolation, sanitation, and management and in which freedom from *M. synoviae* has been demonstrated under the criteria specified in paragraph (e)(1)(i) or (ii) of this section.
 - (i) [Reserved]
 - (ii) It is a multiplier breeding flock which originated as U.S. M. *Synoviae* Clean chicks from primary breeding flocks and from which a sample comprised of a minimum of 150 birds has been tested for *M. synoviae* as provided in § 145.14(b) when more than 4 months of age: *Provided*, That to retain this classification, the flock shall be subjected to one of the following procedures:

- (A) At intervals of not more than 90 days, 75 birds from the flock shall be tested: *Provided*, That fewer than 75 birds from the flock may be tested at any one time if all pens are equally represented and a total of at least 75 birds from the flock is tested within each 90-day period; or
 - (B) At intervals of not more than 30 days, egg yolk testing shall be conducted in accordance with part 147 of this subchapter.
- (2) A participant handling U.S. M. Synoviae Clean products shall keep these products separate from other products in a manner satisfactory to the official State Agency.
 - (3) U.S. M. Synoviae Clean chicks shall be boxed in clean boxes and delivered in trucks that have been cleaned and disinfected in accordance with part 147 of this subchapter.
 - (4) Before male breeding birds may be added to a participating multiplier breeding flock, a sample of at least 30 birds to be added, with a minimum of 10 birds per pen, shall be tested for *M. synoviae* as provided in § 145.14(b) or by a polymerase chain reaction (PCR)-based procedure in accordance with part 147 of this subchapter. If fewer than 30 male breeding birds are being added, all the birds shall be tested as described above. The male birds shall be tested no more than 14 days prior to their intended introduction into the flock. If the serologic testing of the birds yields hemagglutination inhibition titers of 1:40 or higher as provided in § 145.14(b), or if the PCR testing is positive for *M. synoviae*, the male birds may not be added to the flock and must be either retested or destroyed.
- (f) ***U.S. M. Gallisepticum Clean Started Poultry.***
- (1) A flock which originated from U.S. M. Gallisepticum Clean breeding flocks and was hatched in a hatchery approved by the Official State Agency for the production of U.S. M. Gallisepticum Clean chicks.
 - (2) All other poultry on the premises of the candidate flock must originate from U.S. M. Gallisepticum Clean sources.
 - (3) The flock is maintained in accordance with part 147 of this subchapter with respect to Mycoplasma isolation, sanitation, and management.
 - (4) The flock's freedom from *M. gallisepticum* is demonstrated by a negative blood test, as provided in § 145.14(b), of a sample of 75 birds, with a minimum of 50 birds per poultry house, between 15-20 days prior to the flock being moved to laying quarters.
 - (5) Started poultry shall be delivered to and from the farm premises in crates and vehicles which have been cleaned and disinfected in accordance with part 147 of this subchapter.
- (g) ***U.S. M. Synoviae Clean Started Poultry.***
- (1) A flock which originated from U.S. M. Synoviae Clean breeding flocks and was hatched in a hatchery approved by the Official State Agency for the production of U.S. M. Synoviae Clean chicks.
 - (2) All other poultry on the premises of the candidate flock must originate from U.S. M. Synoviae Clean sources.
 - (3) The flock is maintained in accordance with part 147 of this subchapter with respect to Mycoplasma isolation, sanitation, and management.

- (4) The flock's freedom from *M. synoviae* is demonstrated by a negative blood test, as provided in § 145.14(b), of a sample of 75 birds, with a minimum of 50 birds per poultry house, between 15-20 days prior to the flock being moved to laying quarters.
- (5) Started poultry shall be delivered to and from the farm premises in crates and vehicles which have been cleaned and disinfected in accordance with part 147 of this subchapter.

(h)-(i) [Reserved]

(j) ***U.S. M. Gallisepticum Monitored.***

- (1) A multiplier breeding flock in which all birds or a sample of at least 30 birds per house has been tested for *M. gallisepticum* as provided in § 145.14(b) when more than 4 months of age: *Provided*, That to retain this classification, a minimum of 30 birds per house shall be tested again at 36 to 38 weeks and at 48 to 50 weeks at a minimum: *And provided further*, That each 30-bird sample should come from 2 locations within the house (15 from the front half of the house and 15 from the back half of the house). A representative sample of males and females should be sampled. The samples shall be marked "male" or "female."
- (2) A participant handling U.S. M. Gallisepticum Monitored products shall keep these products separate from other products in a manner satisfactory to the Official State Agency: *Provided*, That U.S. M. Gallisepticum Monitored chicks from multiplier breeding flocks shall be produced in incubators and hatchers in which only eggs from flocks qualified under paragraph (j)(1) of this section are set. Eggs from U.S. M. Gallisepticum Monitored multiplier breeding flocks shall not be set in hatchers or incubators in which eggs from U.S. M. Gallisepticum Clean primary breeding flocks qualified under § 145.83(c)(1)(i) are set.
- (3) U.S. M. Gallisepticum Monitored chicks shall be boxed in clean boxes and delivered in trucks that have been cleaned and disinfected in accordance with part 147 of this subchapter.

(k) ***U.S. M. Synoviae Monitored.***

- (1) A multiplier breeding flock in which all birds or a sample of at least 30 birds per house has been tested for *M. synoviae* as provided in § 145.14(b) when more than 4 months of age: *Provided*, That to retain this classification, a minimum of 30 birds per house shall be tested again at 36 to 38 weeks and at 48 to 50 weeks at a minimum: *And provided further*, That each 30-bird sample should come from 2 locations within the house (15 from the front half of the house and 15 from the back half of the house). A representative sample of males and females should be sampled. The samples shall be marked "male" or "female."
- (2) A participant handling U.S. M. Synoviae Monitored products shall keep these products separate from other products in a manner satisfactory to the Official State Agency: *Provided*, That U.S. M. Synoviae Monitored chicks from multiplier breeding flocks shall be produced in incubators and hatchers in which only eggs from flocks qualified under paragraph (k)(1) of this section are set. Eggs from U.S. M. Synoviae Monitored multiplier breeding flocks shall not be set in hatchers or incubators in which eggs from U.S. M. Synoviae Clean primary breeding flocks qualified under § 145.83(d)(1)(i) are set.
- (3) U.S. M. Synoviae Monitored chicks shall be boxed in clean boxes and delivered in trucks that have been cleaned and disinfected in accordance with part 147 of this subchapter.

(l) **U.S. Avian Influenza Clean.** This program is intended to be the basis from which the breeding-hatchery industry may conduct a program for the prevention and control of avian influenza. It is intended to determine the presence of avian influenza in multiplier breeding chickens through routine surveillance of each participating breeding flock. A flock and the hatching eggs and chicks produced from it will qualify for this classification when the Official State Agency determines that they have met the following requirements:

(1) It is a multiplier breeding flock in which a minimum of 30 birds have been tested negative for antibodies to avian influenza using an approved test as described in § 145.14 when more than 4 months of age. To retain this classification:

- (i) A sample of at least 15 birds must be tested negative at intervals of 90 days; or
- (ii) A sample of fewer than 15 birds may be tested, and found to be negative, at any one time if all pens are equally represented and a total of 15 birds is tested within each 90-day period; or
- (iii) The flock is tested as provided in § 145.14(d) at intervals of 30 days or less and found to be negative, and a total of 15 samples are collected and tested within each 90-day period; and
- (iv) Fifteen (15) birds are tested and found negative for avian influenza within 21 days prior to movement to slaughter regardless of the date of the previous test.

(2) [Reserved]

(m) **U.S. Salmonella Enteritidis Monitored.** This classification is intended for multiplier meat-type breeders wishing to monitor their breeding flocks for *Salmonella enteritidis*.

(1) A flock and the hatching eggs and chicks produced from it shall be eligible for this classification if they meet the following requirements, as determined by the Official State Agency:

- (i) The flock originated from a U.S. S. Enteritidis Clean primary meat-type breeding flock.
- (ii) The flock is maintained in accordance with part 147 of this subchapter with respect to *Salmonella* isolation, sanitation, and management.
- (iii) Environmental samples are collected from the flock in accordance with part 147 of this subchapter at 16-18 and 40-45 weeks of age. The samples shall be examined bacteriologically for group D *Salmonella* at an authorized laboratory, and cultures from group D positive samples shall be serotyped.

(2) The following actions must be taken with respect to the test results that are generated from this *Salmonella* Enteritidis monitoring program:

- (i) If *Salmonella* Enteritidis is isolated from an environmental sample collected from the flock in accordance with paragraph (m)(1)(iii) of this section, a thorough evaluation of the practices and programs associated with the sampled flock shall be conducted by the company with the goal of ascertaining the reason(s) for the positive finding.

(ii)-(iv) [Reserved]

(3) This classification may be revoked by the Official State Agency if the participant fails to comply with the requirements of this classification. The Official State Agency shall not revoke the participant's classification until the participant has been given an opportunity for a hearing in accordance with rules of practice adopted by the Official State Agency.

(Approved by the Office of Management and Budget under control number 0579-0007)

[36 FR 23112, Dec. 3, 1971]

Editorial Note: For FEDERAL REGISTER citations affecting § 145.33, see the List of CFR Sections Affected, which appears in the Finding Aids section of the printed volume and at www.govinfo.gov.

§ 145.34 Terminology and classification; States.

(a) *U.S. Pullorum-Typhoid-Clean State.*

- (1) A State will be declared a U.S. Pullorum-Typhoid Clean State when it has been determined by the Service that:
 - (i) The State is in compliance with the provisions contained in §§ 145.23(b)(3)(i) through (vii), 145.33(b)(3)(i) through (vii), 145.43(b)(3)(i) through (vi), 145.53(b)(3)(i) through (vii), 145.73(b)(2)(i), 145.83(b)(2)(i), 145.93(b)(3)(i) through (vii), and 145.103(b)(3)(i) through (ix).
 - (ii) No pullorum disease or fowl typhoid is known to exist nor to have existed in hatchery supply flocks within the State during the preceding 12 months: *Provided*, That pullorum disease or fowl typhoid found within the preceding 24 months in waterfowl, exhibition poultry, and game bird breeding flocks will not prevent a State, which is otherwise eligible from qualifying.
- (2) Discontinuation of any of the conditions described in paragraph (a)(1)(i) of this section, or repeated outbreaks of pullorum or typhoid occur in hatchery supply flocks described in paragraph (a)(1)(ii) of this section, or if an infection spreads from the originating premises, the Service shall have grounds to revoke its determination that the State is entitled to this classification. Such action shall not be taken until a thorough investigation has been made by the Service and the Official State Agency has been given an opportunity for a hearing in accordance with rules of practice adopted by the Administrator.

(b) *U.S. M. Gallisepticum Clean State, Meat-Type Chickens.*

- (1) A State will be declared a U.S. M. Gallisepticum Clean State, Meat-Type Chickens, when it has been determined by the Service that:
 - (i) No *M. gallisepticum* is known to exist nor to have existed in meat-type chicken breeding flocks in production within the State during the preceding 12 months;
 - (ii) All meat-type chicken breeding flocks in production are classified as U.S. M. Gallisepticum Clean in accordance with §§ 145.33(c) and 145.83(c) or have met equivalent requirements for *M. gallisepticum* control under official supervision;
 - (iii) All hatcheries within the State which handle products from meat-type chicken breeding flocks only handle products which are classified as U.S. M. Gallisepticum Clean or have met equivalent requirements for *M. gallisepticum* control under official supervision;
 - (iv) All shipments of products from meat-type chicken breeding flocks other than those classified as U.S. M. Gallisepticum Clean, or equivalent, into the State are prohibited;

- (v) All persons performing poultry disease diagnostic services within the State are required to report to the Official State Agency within 48 hours the source of all specimens from chickens from meat-type chicken breeding flocks that have been identified as being infected with *M. gallisepticum*;
 - (vi) All reports of *M. gallisepticum* infection in chickens from meat-type chicken breeding flocks are promptly followed by an investigation by the Official State Agency to determine the origin of the infection;
 - (vii) All chickens from meat-type chicken breeding flocks found to be infected with *M. gallisepticum* are quarantined until marketed under supervision of the Official State Agency.
- (2) Discontinuation of any of the conditions described in paragraph (b)(1) of this section, or if repeated outbreaks of *M. gallisepticum* occur in meat-type chicken breeding flocks described in paragraph (b)(1)(ii) of this section, or if an infection spreads from the originating premises, the Service shall have grounds to revoke its determination that the State is entitled to this classification. Such action shall not be taken until a thorough investigation has been made by the Service and the Official State Agency has been given an opportunity for a hearing in accordance with rules of practice adopted by the Administrator.

[40 FR 1503, Jan. 8, 1975. Redesignated at 44 FR 61586, Oct. 26, 1979, and amended at 50 FR 19899, May 13, 1985; 54 FR 23957, June 5, 1989; 67 FR 8469, Feb. 25, 2002; 72 FR 1419, Jan. 12, 2007; 76 FR 15793, Mar. 22, 2011; 85 FR 62565, Oct. 5, 2020]

Subpart D—Special Provisions for Turkey Breeding Flocks and Products

§ 145.41 Definitions.

Except where the context otherwise requires, for the purposes of this subpart the following terms shall be construed, respectively, to mean:

Poults. Newly hatched turkeys.

[36 FR 23112, Dec. 3, 1971, as amended at 41 FR 48725, Nov. 5, 1976. Redesignated at 44 FR 61586, Oct. 26, 1979, and amended at 59 FR 12799, Mar. 18, 1994; 65 FR 8018, Feb. 17, 2000]

§ 145.42 Participation.

- (a) Participating turkey flocks, and the eggs and poults produced from them, shall comply with the applicable general provisions of subpart A of this part and the special provisions of this subpart D.
- (b) Hatching eggs should be nest clean. They may be fumigated in accordance with part 147 of this subchapter or otherwise sanitized.
- (c) Any nutritive material provided to poults must be free of the avian pathogens that are officially represented in the Plan disease classifications listed in § 145.10.

[36 FR 23112, Dec. 3, 1971, as amended at 38 FR 13707, May 24, 1973; 40 FR 1503, Jan. 8, 1975. Redesignated at 44 FR 61586, Oct. 26, 1979, and amended at 49 FR 19802, May 10, 1984; 57 FR 57341, Dec. 4, 1992; 65 FR 8018, Feb. 17, 2000; 68 FR 64511, Nov. 14, 2003; 79 FR 38757, July 9, 2014; 81 FR 53249, Aug. 12, 2016]

§ 145.43 Terminology and classification; flocks and products.

Participating flocks, and the eggs and poults produced from them, which have met the respective requirements specified in this section may be designated by the following terms and the corresponding designs illustrated in § 145.10:

- (a) [Reserved]
- (b) **U.S. Pullorum-Typhoid Clean.** A flock in which freedom from pullorum and typhoid has been demonstrated to the official State agency under the criteria in one of the following paragraphs (b)(1) through (5) of this section: *Provided*, That a flock qualifying by means of a blood test shall be tested within the past 12 months, except that the retesting of a participating flock which is retained for more than 12 months shall be conducted a minimum of 4 weeks after the induction of molt. (See § 145.14 relating to the official blood test where applicable.)
 - (1) It has been officially blood tested with either no reactors or reactors that, upon further bacteriological examination conducted in accordance with part 147 of this subchapter, fail to isolate *Salmonella Pullorum* or *Salmonella Gallinarum*.
 - (2) It is a multiplier breeding flock, or a breeding flock composed of progeny of a primary breeding flock which is intended solely for the production of multiplier breeding flocks, and meets the following specifications as determined by the Official State Agency and the Service:
 - (i) The flock is located in a State where all persons performing poultry disease diagnostic services within the State are required to report to the Official State Agency within 48 hours the source of all poultry specimens from which *S. pullorum* or *S. gallinarum* is isolated;
 - (ii) The flock is composed entirely of birds that originated from U.S. Pullorum-Typhoid Clean breeding flocks or from flocks that met equivalent requirements under official supervision; and
 - (iii) The flock is located on a premises where a flock not classified as U.S. Pullorum-Typhoid Clean was located the previous year; *Provided*, That an Authorized Testing Agent must blood test up to 300 birds per flock, as described in § 145.14, if the Official State Agency determines that the flock has been exposed to pullorum-typhoid. In making determinations of exposure and setting the number of birds to be blood tested, the Official State Agency shall evaluate the results of any blood tests, described in § 145.14(a)(1), that were performed on an unclassified flock located on the premises during the previous year; the origins of the unclassified flock; and the probability of contacts between the flock for which qualification is being sought and (a) infected wild birds, (b) contaminated feed or waste, or (c) birds, equipment, supplies, or personnel from flocks infected with pullorum-typhoid.
 - (3) It is a multiplier breeding flock, or a breeding flock composed of progeny of a primary breeding flock which is intended solely for the production of multiplier breeding flocks, that originated from U.S. Pullorum-Typhoid Clean breeding flocks or from flocks that met equivalent requirements under official supervision, and is located in a State in which it has been determined by the Service that:
 - (i) All turkey hatcheries within the State are qualified as "National Plan Hatcheries" or have met equivalent requirements for pullorum-typhoid control under official supervision;

- (ii) All turkey hatchery supply flocks within the State are qualified as U.S. Pullorum-Typhoid Clean or have met equivalent requirements for pullorum-typhoid control under official supervision: *Provided*, That if other domesticated fowl, except waterfowl, are maintained on the same premises as the participating flock, freedom from pullorum-typhoid infection shall be demonstrated by an official blood test of each of these fowl;
 - (iii) All shipments of products other than U.S. Pullorum-Typhoid Clean, or equivalent, into the State are prohibited;
 - (iv) All persons performing poultry disease diagnostic services within the State are required to report to the Official State Agency within 48 hours the source of all poultry specimens from which *S. pullorum* or *S. gallinarum* is isolated;
 - (v) All reports of any disease outbreak involving a disease covered under the Plan are promptly followed by an investigation by the Official State Agency to determine the origin of the infection; *Provided*, That if the origin of the infection involves another State, or if there is exposure to poultry in another State from the infected flock, then the National Poultry Improvement Plan will conduct an investigation;
 - (vi) All flocks found to be infected with pullorum or typhoid are quarantined until marketed or destroyed under the supervision of the Official State Agency, or until subsequently blood tested, following the procedure for reacting flocks as contained in § 145.14(a)(5), and all birds fail to demonstrate pullorum or typhoid infection;
 - (vii) [Reserved]
 - (viii) Discontinuation of any of the conditions or procedures described in paragraphs (b)(3)(i), (ii), (iii), (iv), (v), and (vi) of this section, or the occurrence of repeated outbreaks of pullorum or typhoid in turkey breeding flocks within or originating within the State shall be grounds for the Service to revoke its determination that such conditions and procedures have been met or complied with. Such action shall not be taken until a thorough investigation has been made by the Service and the Official State Agency has been given an opportunity to present its views.
- (4) It is a multiplier breeding flock located in a State which has been determined by the Service to be in compliance with the provisions of paragraph (b)(3) of this section and in which pullorum disease or fowl typhoid is not known to exist nor to have existed in turkey hatchery supply flocks within the State during the preceding 24 months.
- (5) It is a primary breeding flock located in a State determined to be in compliance with the provisions of paragraph (b)(4) of this section and in which a sample of 300 birds from flocks of more than 300, and each bird in flocks of 300 or less, has been officially tested for pullorum-typhoid with either no reactors or reactors that, upon further bacteriological examination conducted in accordance with part 147 of this subchapter, fail to isolate *Salmonella* Pullorum or *Salmonella* Gallinarum: *Provided*, That a bacteriological examination monitoring program acceptable to the Official State Agency and approved by APHIS may be used in lieu of blood testing.

(c) ***U.S. M. Gallisepticum Clean.***

- (1) A flock maintained in accordance with part 147 of this subchapter with respect to Mycoplasma isolation, sanitation, and management, and in which no *M. Gallisepticum* infected birds are found when a random sample of at least 10 percent of the birds in the flock, or 300 birds in flocks of more than 300 and each bird in flocks of 300 or less, is tested when more than 12 weeks of age, in

accordance with the procedures described in § 145.14(b); provided, that to retain this classification, a minimum of 30 samples from male flocks and 60 samples from female flocks or 60 samples from mixed, male and female flocks (the ratio of samples collected from male and female birds must be representative of birds throughout the house) shall be retested at 28-30 weeks of age and at 4-6 week intervals thereafter.

- (2) A flock qualified as U.S. M. Gallisepticum Clean may retain the classification through its first egg-laying cycle, provided it is maintained in isolation and no evidence of *M. gallisepticum* infection is revealed. A flock which is molted following completion of an egg-laying cycle and subsequently brought back into production, shall be retested within 2 weeks prior to production, as described in paragraph (c)(1) of this section. A State inspector shall visit with the owner or manager of each flock at least once during each laying cycle to discuss and ascertain whether the flock is being maintained in accordance with part 147 of this subchapter with respect to Mycoplasma isolation, sanitation, and management. If a flock proves to be infected with *M. gallisepticum*, it shall lose this classification.
- (3) In order to sell hatching eggs or poults of this classification, all hatching eggs and poults handled by the participant must be of this classification.

(d) ***U.S. M. Meleagridis Clean.***

- (1) A flock in which freedom from *M. meleagridis* has been demonstrated under the following criteria:
 - (i) A sample of 100 birds from each flock has been tested for *M. meleagridis* when more than 12 weeks of age: *Provided*, That to retain this classification, a minimum of 30 samples from male flocks and 60 samples from female flocks or 60 samples from mixed male and female flocks (the ratio of samples collected from male and female birds must be representative of birds throughout the house) shall be retested at 28-30 weeks of age and at 4-6 week intervals thereafter.
 - (ii) [Reserved]
- (2)-(3) [Reserved]
- (4) When reactors to the official test are found and can be identified, 10 tracheal swabs and/or vaginal or phallus swabs and their corresponding blood samples shall be submitted to a laboratory for serological and cultural examination. If reactors cannot be identified, at least 30 tracheal swabs and/or vaginal or phallus swabs and their corresponding blood samples shall be submitted. In a flock with a low reactor rate (less than 5 reactors) the reactors may be submitted to the laboratory within 10 days for serology, necropsy, and thorough bacteriological examination.
- (5) If a mycoplasma is isolated, the organism must be serotyped. If *M. meleagridis* is isolated, the flock shall be considered infected.

(e) ***U.S. M. Synoviae Clean.***

- (1) All birds, or a sample of at least 100 birds from flocks of more than 100 and each bird in flocks of 100 or less, have been tested for *M. synoviae* when more than 12 weeks of age in accordance with the procedures in § 145.14(b): *Provided*, That to retain this classification a minimum of 30 samples from male flocks and 60 samples from female flocks or 60 samples from mixed male and female flocks (the ratio of samples collected from male and female birds must be representative of birds throughout the house) shall be retested at 28-30 weeks of age and at 4-6 week intervals thereafter. It is recommended that any birds that are showing clinical signs of *M. synoviae* infection be included in samples taken.

(2) When reactors to the official test are found and can be identified, tracheal swabs and their corresponding blood samples from 10 (all if fewer than 10) reacting birds shall be submitted to an authorized laboratory for serological and cultural examination. If reactors cannot be identified, at least 30 tracheal swabs and their corresponding blood samples shall be submitted. In a flock with a low reactor rate (less than five reactors) the reactors may be submitted to the laboratory within 10 days for serology, necropsy, and thorough bacteriological examination. When reactors to the official test are found, the procedures outlined in part 147 of this subchapter will be used to determine the status of the flock.

(f) **U.S. Sanitation Monitored, Turkeys.** A flock or hatchery whose owner is controlling or reducing the level of salmonella through compliance with sanitation and management practices in accordance with part 147 of this subchapter, and where the following monitoring, testing, and management practices are conducted:

(1) Hatchery debris (dead germ hatching eggs, fluff, and meconium collected by sexors), swabs collected from hatch debris in hatcher trays, a sample of all the poults that died within 10 days after hatching up to 10 poults, or a combination of 2 or all 3 of the above, from each hatch or a candidate breeding flock produced by a primary breeder, are examined bacteriologically at an authorized laboratory for *Salmonella*.

(2) The poults for the candidate breeding flock are placed in a building that has been cleaned and disinfected. An Authorized Agent must collect environmental samples from the building and submit them to an authorized laboratory for a bacteriological examination for the presence of *Salmonella*, in accordance with part 147 of this subchapter.

(3) Feed for turkeys in the candidate and breeding flock should meet the following requirements:

(i) All feed manufactured in pellet form must have a maximum moisture content of 13.5 percent upon delivery to the farm. It should have been preconditioned to the minimum of one of the following parameters before pelleting:

(A) Feed is to reach a minimum temperature of 185 °F for a minimum of 6 minutes of retention in the conditioning chamber. The conditioned mash feed moisture must be a minimum of 16 percent during the conditioning process. This method utilizes time retention to allow permeation to the center core of each feed particle; or

(B) The feed is to be pressurized in order to expedite the transfer of the heat and moisture to the core of each feed particle. The feed should be conditioned to the parameters of a minimum of 16 percent moisture and 200 °F; or

(C) The feed should be submitted to pressurization to the extent that the initial feed temperature rises to 235 °F for 4 seconds; or

(D) The feed should be submitted to an equivalent thermal lethality treatment; or

(E) A Food and Drug Administration (FDA)-approved product for *Salmonella* control should be added to the finished pellets.

(ii) Mash feed should be treated with an FDA-approved *Salmonella* control product.

(iii) All feed is to be stored and transported in such a manner as to prevent possible contamination with pathogenic bacteria.

- (iv) FDA-approved products for *Salmonella* control may be added to either unfinished or finished feed.
- (4) Environmental samples shall be taken by an Authorized Agent, in accordance with part 147 of this subchapter, from each flock at 12-20 weeks of age and examined bacteriologically at an authorized laboratory for *Salmonella*.
- (5) Environmental samples shall be taken by an Authorized Agent, in accordance with part 147 of this subchapter, from each flock at 35-50 weeks of age and from each molted flock at midlay, and examined bacteriologically at an authorized laboratory for *Salmonella*.
- (6) Hatchery debris (dead germ hatching eggs, fluff, and meconium collected by sexors), swabs collected from hatch debris in hatcher trays, a sample of all the poults that died within 10 days after hatching up to 10 poults, or a combination of 2 or all 3 of the above, shall be cultured as a means of evaluating the effectiveness of the control procedures.
- (g) ***U.S. H5/H7 Avian Influenza Clean.*** This program is intended to be the basis from which the turkey breeding industry may conduct a program for the prevention and control of the H5/H7 subtypes of avian influenza. It is intended to determine the presence of the H5/H7 subtypes of avian influenza in breeding turkeys through routine surveillance of each participating breeding flock. A flock, and the hatching eggs and poults produced from it, will qualify for this classification when the Official State Agency determines that it has met one of the following requirements:
 - (1) It is a primary breeding flock in which a minimum of 30 birds have been tested negative to the H5/H7 subtypes of avian influenza as provided in § 145.14(d) when more than 4 months of age and prior to the onset of egg production. To retain this classification:
 - (i) A sample of at least 30 birds must be tested negative at intervals of 90 days; or
 - (ii) A sample of fewer than 30 birds may be tested, and found to be negative, at any one time if all pens are equally represented and a total of 30 birds are tested within each 90-day period.
 - (2) It is a multiplier breeding flock in which a minimum of 30 birds have been tested negative for antibodies for avian influenza to the H5/H7 subtypes of avian influenza as provided in § 145.14(d) when more than 4 months of age and prior to the onset of egg production. To retain this classification:
 - (i) A sample of at least 30 birds must be tested negative at intervals of 90 days; or
 - (ii) A sample of fewer than 30 birds may be tested, and found to be negative, at any one time if all pens are equally represented and a total of 30 birds are tested within each 90-day period.
 - (3) All spent fowl being marketed for meat from flocks that have been tested as required by this paragraph shall be tested at a rate of 6 birds per flock within 21 days prior to movement to slaughter.
 - (4) For both primary and multiplier breeding flocks, if a killed influenza vaccine against avian influenza subtypes other than H5 and H7 is used, then the hemagglutinin and the neuraminidase subtypes of the vaccine must be reported to the Official State Agency for laboratory and reporting purposes.
- (h) ***U.S. Newcastle Disease Clean.*** The program in this paragraph (h) is intended to be the basis from which the breeding-hatchery industry may conduct a program for the prevention and control of Newcastle disease. It is intended to determine the presence of Newcastle disease in primary breeding turkeys

through vaccination and/or monitoring of each participating breeding flock. A flock and the hatching eggs and poults produced from it will qualify for classification in this paragraph (h) when the Official State Agency determines that they have met the following requirements:

- (1) It is a primary breeding flock that is either:
 - (i) Vaccinated for Newcastle disease using USDA-licensed vaccines and response to vaccination is serologically monitored using an approved test as described in § 145.14 when more than 4 months of age, and meets the criteria in paragraph (h)(2) of this section to retain classification; or
 - (ii) Unvaccinated for Newcastle disease, in which a minimum of 30 birds have tested negative to ND using an approved test as described in § 145.14 when more than 4 months of age and meets criteria in paragraph (h)(3) of this section to retain classification.
- (2) To retain the classification in this paragraph (h) for vaccinated flocks:
 - (i) Vaccines for ND must be USDA-licensed vaccines administered during early stages of development through rearing, and inactivated vaccines as final vaccination prior to the onset of egg production; and
 - (ii) The flock has been monitored for antibody response using approved serological tests as listed in § 145.14 and the results are compatible with immunological response against ND vaccination; and
 - (iii) Testing must include a minimum of 30 birds with a serologic monitoring program when more than 4 months of age and prior to the onset of production and not longer than every 90 days thereafter.
- (3) To retain the classification in this paragraph (h) for unvaccinated flocks:
 - (i) A minimum of 30 birds per flock must test negative using an approved test in § 145.14 at intervals of 90 days or a sample of fewer than 30 birds may be tested, and found negative, at any one time if all pens are equally represented and a total of 30 birds is tested within each 90-day period; and
 - (ii) During each 90-day period, all primary spent fowl, up to a maximum of 30, must test negative to ND within 21 days prior to movement to slaughter.
- (4) Newcastle disease must be a disease reportable to the responsible State authority (State veterinarian, etc.) by all licensed veterinarians. To accomplish this, all laboratories (private, State, and university laboratories) that perform diagnostic procedures on poultry must examine all submitted cases of unexplained respiratory disease, egg production drops, and mortality for ND.

(Approved by the Office of Management and Budget under control number 0579-0007)

[36 FR 23112, Dec. 3, 1971]

Editorial Note: For FEDERAL REGISTER citations affecting § 145.43, see the List of CFR Sections Affected, which appears in the Finding Aids section of the printed volume and at www.govinfo.gov.

§ 145.44 Terminology and classification; States.

(a) *U.S. Pullorum-Typhoid Clean State.*

- (1) A State will be declared a U.S. Pullorum-Typhoid Clean State when it has been determined by the Service that:
 - (i) The State is in compliance with the provisions contained in §§ 145.23(b)(3)(i) through (vii), 145.33(b)(3)(i) through (vii), 145.43(b)(3)(i) through (vi), 145.53(b)(3)(i) through (vii), 145.73(b)(2)(i), § 145.83(b)(2)(i), 145.93(b)(3)(i) through (vii), and 145.103(b)(3)(i) through (ix).
 - (ii) No pullorum disease or fowl typhoid is known to exist nor to have existed in hatchery supply flocks within the State during the preceding 12 months: *Provided*, That pullorum disease or fowl typhoid found within the preceding 24 months in waterfowl, exhibition poultry, and game bird breeding flocks will not prevent a State, which is otherwise eligible, from qualifying.
- (2) Discontinuation of any of the conditions described in paragraph (a)(1)(i) of this section, or repeated outbreaks of pullorum or typhoid occur in hatchery supply flocks described in paragraph (a)(1)(ii) of this section, or if an infection spreads from the originating premises, the Service shall have grounds to revoke its determination that the State is entitled to this classification. Such action shall not be taken until a thorough investigation has been made by the Service and the Official State Agency has been given an opportunity for a hearing in accordance with rules of practice adopted by the Administrator.

(b) *U.S. Pullorum-Typhoid Clean State, Turkeys.*

- (1) A State will be declared a U.S. Pullorum-Typhoid Clean State, Turkeys, when it has been determined by the Service that:
 - (i) The State is in compliance with the provisions contained in § 145.43(b)(3)(i) through (vi).
 - (ii) No pullorum disease or fowl typhoid is known to exist nor to have existed in turkey hatchery supply flocks within the State during the preceding 24 months.
- (2) Discontinuation of any of the conditions described in paragraph (b)(1)(i) of this section, or repeated outbreaks of pullorum or typhoid occur in hatchery supply flocks described in paragraph (b)(1)(ii) of this section, or if an infection spreads from the originating premises, Service shall have grounds to revoke its determination that the State is entitled to this classification. Such action shall not be taken until a thorough investigation has been made by the Service and the Official State Agency has been given an opportunity for a hearing in accordance with rules of practice adopted by the Administrator.

(c) *U.S. M. Gallisepticum Clean State, Turkeys.*

- (1) A State will be declared a U.S. M. Gallisepticum Clean State, Turkeys when it has been determined by the Service that:
 - (i) No *M. gallisepticum* is known to exist nor to have existed in turkey breeding flocks in production within the State during the preceding 12 months.
 - (ii) All turkey breeding flocks in production are classified as U.S. M. Gallisepticum Clean or have met equivalent requirements for *M. gallisepticum* control under official supervision.
 - (iii) All turkey hatcheries within the State handle products which are classified as U.S. M. Gallisepticum Clean or have met equivalent requirements for *M. gallisepticum* control under official supervision.

- (iv) All shipments of turkey products other than those classified as U.S. M. Gallisepticum Clean, or equivalent, into the State are prohibited.
 - (v) All persons performing poultry disease diagnostic services within the State are required to report to the Official State Agency within 48 hours the source of all turkey specimens that have been identified as being infected with *M. gallisepticum*.
 - (vi) All reports of *M. gallisepticum* infection in turkeys are promptly followed by an investigation by the Official State Agency to determine the origin of the infection.
 - (vii) All turkey flocks found to be infected with *M. gallisepticum* are quarantined until marketed under supervision of the Official State Agency.
- (2) Discontinuation of any of the conditions described in paragraph (c)(1) of this section, or if repeated outbreaks of *M. gallisepticum* occur in turkey breeding flocks described in paragraph (c)(1)(ii) of this section, or if an infection spreads from the originating premises, the Service shall have grounds to revoke its determination that the State is entitled to this classification. Such action shall not be taken until a thorough investigation has been made by the Service and the Official State Agency has been given an opportunity for a hearing in accordance with rules of practice adopted by the Administrator.
- (3) If a State retains this status for 2 or more years, individual breeding flocks in the State may qualify for an *M. gallisepticum* classification based on a negative test of a sample of 100 birds.

(d) **U.S. M. Synoviae Clean State, Turkeys.**

- (1) A State will be declared a U.S. M. Synoviae Clean State, Turkeys, if the Service determines that:
- (i) No *Mycoplasma synoviae* is known to exist nor to have existed in turkey breeding flocks in production within the State during the preceding 12 months;
 - (ii) All turkey breeding flocks in production are tested and classified as U.S. M. Synoviae Clean or have met equivalent requirements for *M. synoviae* control under official supervision;
 - (iii) All turkey hatcheries within the State only handle products that are classified as U.S. M. Synoviae Clean or have met equivalent requirements for *M. synoviae* control under official supervision;
 - (iv) All shipments of products from turkey breeding flocks other than those classified as U.S. M. Synoviae Clean, or equivalent, into the State are prohibited;
 - (v) All persons performing poultry disease diagnostic services within the State are required to report to the Official State Agency within 48 hours the source of all turkey specimens that have been identified as being infected with *M. synoviae*;
 - (vi) All reports of *M. synoviae* infection in turkeys are promptly followed by an investigation by the Official State Agency to determine the origin of the infection; and
 - (vii) All turkey breeding flocks found to be infected with *M. synoviae* are quarantined until marketed under supervision of the Official State Agency.
- (2) The Service may revoke the State's classification as a U.S. M. Synoviae Clean State, Turkeys, if any of the conditions described in paragraph (d)(1) of this section are discontinued. The Service shall not revoke the State's classification as a U.S. M. Synoviae Clean State, Turkeys, until it has conducted an investigation and the Official State Agency has been given an opportunity for a hearing in accordance with rules of practice adopted by the Administrator of the Service.

(e) **U.S. M. Meleagridis Clean State, Turkeys.**

- (1) A State will be declared a U.S. M. Meleagridis Clean State, Turkeys, if the Service determines that:
 - (i) No *Mycoplasma meleagridis* is known to exist nor to have existed in turkey breeding flocks in production within the State during the preceding 12 months;
 - (ii) All turkey breeding flocks in production are tested and classified as U.S. M. Meleagridis Clean or have met equivalent requirements for *M. meleagridis* control under official supervision;
 - (iii) All turkey hatcheries within the State only handle products that are classified as U.S. M. Meleagridis Clean or have met equivalent requirements for *M. meleagridis* control under official supervision;
 - (iv) All shipments of products from turkey breeding flocks other than those classified as U.S. M. Meleagridis Clean, or equivalent, into the State are prohibited;
 - (v) All persons performing poultry disease diagnostic services within the State are required to report to the Official State Agency within 48 hours the source of all turkey specimens that have been identified as being infected with *M. meleagridis*;
 - (vi) All reports of *M. meleagridis* infection in turkeys are promptly followed by an investigation by the Official State Agency to determine the origin of the infection; and
 - (vii) All turkey breeding flocks found to be infected with *M. meleagridis* are quarantined until marketed under supervision of the Official State Agency.
- (2) The Service may revoke the State's classification as a U.S. M. Meleagridis Clean State, Turkeys, if any of the conditions described in paragraph (d)(1) of this section are discontinued. The Service will not revoke the State's classification as a U.S. M. Meleagridis Clean State, Turkeys, until it has conducted an investigation and the Official State Agency has been given an opportunity for a hearing in accordance with rules of practice adopted by the Administrator.

(Approved by the Office of Management and Budget under control number 0579-0007)

[40 FR 1503, Jan. 8, 1975. Redesignated at 44 FR 61586, Oct. 26, 1979, and amended at 45 FR 10316, Feb. 15, 1980; 48 FR 57473, Dec. 30, 1983; 49 FR 19803, May 10, 1984; 54 FR 23957, June 5, 1989; 61 FR 11521, Mar. 21, 1996; 65 FR 8018, Feb. 17, 2000; 67 FR 8469, Feb. 25, 2002; 76 FR 15793, Mar. 22, 2011; 85 FR 62565, Oct. 5, 2020]

§ 145.45 Terminology and classification; compartments.

- (a) **US H5/H7 AI and ND Clean Compartment.** The program in this section is intended to be the basis from which the primary turkey breeding-hatchery industry may demonstrate the existence and implementation of a program that has been approved by the Official State Agency and APHIS to establish a compartment consisting of a primary breeding-hatchery company that is free of H5/H7 avian influenza (AI) and ND. This compartment has the purpose of protecting the defined subpopulation and avoiding the introduction and spread of H5/H7 AI and ND within that subpopulation by prohibiting contact with other commercial poultry operations, other domestic and wild birds, and other intensive animal operations. The program shall consist of the following:
 - (1) **Definition of the compartment.** Based on the guidelines established by the World Organization for Animal Health (OIE) in the Terrestrial Animal Health Code and the guidelines in this paragraph (a), the primary breeder company will define the compartment with respect to H5/H7 AI and ND.

Specifically, the company will use a comprehensive biosecurity program to define the compartment as a subpopulation of poultry with a health status for H5/H7 AI and ND that is separate from birds and poultry outside the compartment. The Official State Agency and the Service must approve all documentation submitted to substantiate the defined compartment as adequate to qualify for epidemiological separation from other potential sources of infection of H5/H7 AI and ND. Guidelines for the definition of the compartment include:

- (i) **Definition and description of the subpopulation of birds and their health status.** All birds included in the compartment must be U.S. H5/H7 Avian Influenza Clean in accordance with § 145.43(g) and ND Clean in accordance with § 145.43(h). The poultry must also be located in a State that has an initial State response and containment plan approved by APHIS under § 56.10 of this chapter and that participates in the diagnostic surveillance program for H5/H7 low pathogenicity AI as described in § 145.15. Within the compartment, all official tests for AI and ND, as described in § 145.14(d) and (e), must be conducted in State or Federal laboratories or in NPIP authorized laboratories that meet the minimum standards described in § 147.52 of this subchapter. In addition, the company must provide to the Service upon request any relevant historical and current H5/H7 AI and ND-related data for reference regarding surveillance for the disease within the compartment. Upon request, the Official State Agency may provide such data for other commercial poultry populations located in the State.
- (ii) **Description of animal identification and traceability processes.** The primary breeder company must also include a description of its animal identification and traceability records, including examples of Veterinary Services (VS) Form 9-5, "Report of Hatcheries, Dealers and Independent Flocks"; VS Form 9-2, "Flock Selection and Testing Report"; VS Form 9-3, "Report of Sales of Hatching Eggs, Chicks and Poults"; VS Form 9-9, "Hatchery Inspection Report"; set and hatch records; egg receipts; and egg/chick invoices for the subpopulation. Documentation must also include breed identification (NPIP stock code). The Service should ensure that an effective flock identification system and traceability system are in place.
- (iii) **Definition and description of the physical components or establishments of the defined compartment.** The primary breeder company must provide documentation establishing that the defined compartment is epidemiologically separated from other poultry and bird populations. The documentation must be approved by the Official State Agency and the Service as indicating adequate epidemiological separation to maintain the compartment's separate health status with respect to H5/H7 AI and ND. The documentation should include descriptions of:
 - (A) The physical and spatial factors that separate the compartment from surrounding bird populations and affect the biosecurity status of the compartment.
 - (B) Relevant environmental factors that may affect exposure of the birds to AI and ND.
 - (C) The functional boundary and fencing that are used to control access to the compartment.
 - (D) Facilities and procedures to prevent access by wild birds and to provide separation from other relevant hosts.
 - (E) The relevant infrastructural factors that may affect exposure to AI and ND, including the construction and design of buildings or physical components, cleaning and disinfection of buildings and physical components between production groups with quality assurance verification, cleaning and disinfection of equipment, and introduction of equipment or material into the compartment.

- (iv) **Definition and description of the functional relationships between components of the defined compartment.** Functional relationships between components of the compartment include traffic movement and flow at and among premises, personnel movement at and among premises, exposure to live bird populations, and any other factors that could affect biosecurity of the compartment. All physical components of the compartment must be maintained in compliance with hygiene and biosecurity procedures for poultry primary breeding flocks and hatcheries in accordance with part 147 of this subchapter. In addition, the company must provide a biosecurity plan for the compartment and all included components. The biosecurity plan should include:
- (A) Requirements that company employees and contract growers limit their contact with live birds outside the compartment.
 - (B) An education and training program for company employees and contractors.
 - (C) Standard operating procedures for company employees, contractors, and outside maintenance personnel.
 - (D) Requirements for company employees and non-company personnel who visit any premises within the compartment.
 - (E) Company veterinary infrastructure to ensure flock monitoring and disease diagnosis and control measures.
 - (F) Policies for management of vehicles and equipment used within the compartment to connect the various premises.
 - (G) Farm site requirements (location, layout, and construction).
 - (H) Pest management program.
 - (I) Cleaning and disinfection process.
 - (J) Requirements for litter and dead bird removal and/or disposal.
- (v) **Description of other factors important for maintaining the compartment.** The company veterinary infrastructure will assess sanitary measures, environmental risk factors, and management and husbandry practices that relate to the separation of the compartment and the health status of the birds contained within the compartment that may affect risk of exposure to H5/H7 AI and ND. This assessment must include a description of internal monitoring and auditing systems (e.g., quality assurance and quality control programs) to demonstrate the effectiveness of the compartment. Upon request, the Service will provide the company with information on the epidemiology of H5/H7 AI and ND and the associated risk pathways in which the components of the compartment are located.
- (vi) **Approval or denial.** Based on this documentation provided under this paragraph (a)(1), as well as any other information the Service and the Official State Agency determine to be necessary, the Service and the Official State Agency will approve or deny the classification of the compartment as U.S. H5/H7 Avian Influenza and ND Clean.
- (2) **Company activities for maintenance of the compartment.**

- (i) The primary breeder company's management of biosecurity, surveillance, and disease control efforts must be uniform and equivalent among all components that are a part of the compartment. Oversight and inspection of these management practices must be conducted by the company's licensed, accredited veterinarians.
 - (ii) Veterinary staff from the Official State Agency and NPIP staff will work in partnership with licensed, accredited veterinarians to train and certify auditors through Service-approved workshops. The trained auditors will conduct biosecurity and operational audits at least once every 2 years to ensure the integrity of the compartment. These audits will include evaluation of the critical control points and standard operating practices within the compartment, verification of the health status of the flock(s) contained within the compartment, and examination of the biosecurity and management system of the integrated components of the compartment.
 - (iii) In addition, the company must demonstrate compliance with paragraph (a)(1) of this section for remaining in the U.S. H5/H7 Avian Influenza and ND Clean classifications, surveillance for H5/H7 AI and ND within the compartment, and conducting tests in State or Federal laboratories or in NPIP authorized laboratories. Accredited veterinarians are responsible for the enforcement of active and passive surveillance of H5/H7 AI and ND in primary breeder flocks. Baseline health status must be maintained for all flocks or subpopulations within the compartment, indicating the dates and negative results of all avian influenza and ND surveillance and monitoring testing, the dates and history of last disease occurrence (if any), the number of outbreaks, and the methods of disease control that were applied.
 - (iv) Documentation will be maintained in the company's database and will be verified as required by the Service and/or the Official State Agency.
- (3) ***Service and Official State Agency activities for maintenance of the compartment.*** The Service will work in cooperation with the Official State Agencies to ensure the continued integrity of any recognized compartments. Activities will include:
- (i) Oversight of the establishment and management of compartments;
 - (ii) Establishment of effective partnerships between the Service, the Plan, and the primary breeder industry;
 - (iii) Approval or denial of classification of compartments as U.S. H5/H7 Avian Influenza and ND Clean Compartments under paragraph (a)(1) of this section;
 - (iv) Official certification of the health status of the compartment, and commodities that may be traded from it through participation in the Plan for avian diseases, including the U.S. H5/H7 Avian Influenza Clean program as described in § 145.43(g) and ND Clean program as described in § 145.43(h) and diagnostic surveillance for H5/H7 low pathogenicity AI as described in § 145.15;
 - (v) Conducting audits of compartments at least once every 2 years to:
 - (A) Confirm that the primary breeding company's establishments are epidemiologically distinct and pathways for the introduction of disease into the compartment are closed through routine operational procedures; and

- (B) Evaluate and assess the management and husbandry practices relating to biosecurity to determine whether they are in compliance with hygiene and biosecurity procedures for poultry primary breeding flocks and hatcheries in accordance with part 147 of this subchapter;
 - (vi) Providing, upon request, model plans for management and husbandry practices relating to biosecurity in accordance with part 147 of this subchapter, risk evaluations in conjunction with the primary breeder industry (including disease surveillance such as VS Form 9-4, “Summary of Breeding Flock Participation”), and diagnostic capability summaries and systems for initial State response and containment plans in accordance with § 56.10 of this chapter; and
 - (vii) Publicizing and sharing compartment information with international trading partners, upon request, to establish approval and recognition of the compartment, including timeliness and accuracy of disease reporting and surveillance measures as described in §§ 145.15 and 145.43(g) and (h).
- (4) **Emergency response and notification.** In the case of a confirmed positive of H5/H7 AI and ND in the subpopulation of the compartment, the management of the compartment must notify the Service. The Service will immediately suspend the status of the compartment. A compartment will be eligible to resume trade with importing countries only after the compartment has adopted the necessary measures to reestablish the biosecurity level and confirm that H5/H7 AI and ND is not present in the compartment and the Service has reevaluated the management and biosecurity measures of the compartment and approved said compartment for trade.

(b) [Reserved]

(Approved by the Office of Management and Budget under control number 0579-0007)

[79 FR 38757, July 9, 2014, as amended at 83 FR 28352, June 19, 2018; 85 FR 62566, Oct. 5, 2020; 90 FR 46747, Sept. 30, 2025]

Subpart E—Special Provisions for Hobbyist and Exhibition Poultry, and Raised-for-Release Waterfowl Breeding Flocks and Products

§ 145.51 Definitions.

Except where the context otherwise requires, for the purposes of this subpart the following terms shall be construed, respectively, to mean:

Exhibition Poultry. Domesticated fowl which are bred for the combined purposes of meat or egg production and competitive showing.

Hobbyist poultry. Domesticated fowl which are bred for the purpose of meat and/or egg production on a small scale as determined by the Official State Agency.

Raised-for-release waterfowl. Domesticated fowl that normally swim, such as ducks and geese, grown under confinement for the primary purpose of producing eggs, chicks, started, or mature birds for release on game preserves or in the wild.

[36 FR 23112, Dec. 3, 1971. Redesignated at 44 FR 61586, Oct. 26, 1979, and amended at 59 FR 12799, Mar. 18, 1994; 85 FR 62566, Oct. 5, 2020]

§ 145.52 Participation.

Participating flocks of hobbyist and exhibition poultry, raised-for-release waterfowl, and the eggs, chicks, started, and mature poultry produced from them shall comply with the applicable general provisions of subpart A of this part and the special provisions of this subpart. The special provisions that apply to meat-type waterfowl flocks are found in subpart I of this part. The special provisions that apply to game bird flocks are found in subpart J of this part.

- (a) Started poultry shall lose their identity under Plan terminology when not maintained by Plan participants under the conditions prescribed in § 145.5(a).
- (b) Hatching eggs produced by primary breeding flocks shall be fumigated or otherwise sanitized in accordance with part 147 of this subchapter.
- (c) It is recommended that waterfowl flocks and gallinaceous flocks be kept separate.
- (d) Subject to the approval of the Service and the Official State Agencies in the importing and exporting States, participating flocks may report poultry sales to importing States by using either VS Form 9-3, "Report of Sales of Hatching Eggs, Chicks, and Poults," or by using a hatchery invoice form (9-3I) approved by the Official State Agency and the Service to identify poultry sales to clients. If the selling hatchery uses the 9-3I form, the following information must be included on the form:
 - (1) The form number "9-3I", printed or stamped on the invoice;
 - (2) The hatchery name and address;
 - (3) The date of shipment;
 - (4) The hatchery invoice number;
 - (5) The purchaser name and address;
 - (6) The quantity of products sold;
 - (7) The NPIP hatchery approval number of the shipping hatchery;
 - (8) Identification of the products by bird variety or by NPIP stock code as listed in the NPIP APHIS 91-55-078 appendix; and
 - (9) The appropriate NPIP illustrative design in § 145.10. One of the designs in § 145.10(b) or (g) must be used. The following information must be provided in or near the NPIP design:
 - (i) The NPIP State number and NPIP hatchery approval number; and
 - (ii) The NPIP classification for which product is qualified (e.g., U.S. Pullorum-Typhoid Clean).
- (e) Any nutritive material provided to baby poultry must be free of the avian pathogens that are officially represented in the Plan disease classifications listed in § 145.10.
- (f) All participating raised-for-release waterfowl flocks, regardless of whether they are breeders or non-breeders, shall be enrolled under this subpart.

[36 FR 23112, Dec. 3, 1971. Redesignated at 44 FR 61586, Oct. 26, 1979, and amended at 49 FR 19803, May 10, 1984; 57 FR 57341, Dec. 4, 1992; 61 FR 11521, Mar. 21, 1996; 65 FR 8019, Feb. 17, 2000; 74 FR 14715, Apr. 1, 2009; 76 FR 15793, Mar. 22, 2011; 79 FR 38759, July 9, 2014; 83 FR 28353, June 19, 2018; 85 FR 62566, Oct. 5, 2020]

§ 145.53 Terminology and classification; flocks and products.

Participating flocks, and the eggs, chicks, started, and mature poultry produced from them, which have met the respective requirements specified in this section may be designated by the following terms and the corresponding designs illustrated in § 145.10.

(a) [Reserved]

(b) ***U.S. Pullorum-Typhoid Clean.*** A flock in which freedom from pullorum and typhoid has been demonstrated to the Official State Agency under the criteria in one of the following paragraphs (b)(1) through (5) of this section (See § 145.14 relating to the official blood test where applicable.):

- (1) It has been officially blood tested within the past 12 months with either no reactors or reactors that, upon further bacteriological examination conducted in accordance with part 147 of this subchapter, fail to isolate *Salmonella Pullorum* or *Salmonella Gallinarum*.
- (2) It is a multiplier breeding flock, or a breeding flock composed of progeny of a primary breeding flock which is intended solely for the production of multiplier breeding flocks, and meets the following specifications as determined by the Official State Agency and the Service:
 - (i) The flock is located in a State where all persons performing poultry disease diagnostic services within the State are required to report to the Official State Agency within 48 hours the source of all poultry specimens from which *S. pullorum* or *S. gallinarum* is isolated;
 - (ii) The flock is composed entirely of birds that originated from U.S. Pullorum-Typhoid Clean breeding flocks or from flocks that met equivalent requirements under official supervision; and
 - (iii) The flock is located on a premises where a flock not classified as U.S. Pullorum-Typhoid Clean was located the previous year; *Provided*, That an Authorized Testing Agent must blood test up to 300 birds per flock, as described in § 145.14, if the Official State Agency determines that the flock has been exposed to pullorum-typhoid. In making determinations of exposure and setting the number of birds to be blood tested, the Official State Agency shall evaluate the results of any blood tests, described in § 145.14(a)(1), that were performed on an unclassified flock located on the premises during the previous year; the origins of the unclassified flock; and the probability of contacts between the flock for which qualification is being sought and (a) infected wild birds, (b) contaminated feed or waste, or (c) birds, equipment, supplies, or personnel from flocks infected with pullorum-typhoid.
- (3) It is a multiplier breeding flock that originated from U.S. Pullorum-Typhoid Clean breeding flocks or from flocks that met equivalent requirements under official supervision, and is located in a State in which it has been determined by the Service that:
 - (i) All hatcheries within the State are qualified as “National Plan Hatcheries” or have met equivalent requirements for pullorum-typhoid control under official supervision;
 - (ii) All hatchery supply flocks within the State, are qualified as U.S. Pullorum-Typhoid Clean or have met equivalent requirements for pullorum-typhoid control under official supervision: *Provided*, That if other domesticated fowl, except waterfowl, are maintained on the same premises as the participating flock, freedom from pullorum-typhoid infection shall be demonstrated by an official blood test of each of these fowl;
 - (iii) All shipments of products other than U.S. Pullorum-Typhoid Clean, or equivalent, into the State are prohibited;

- (iv) All persons performing poultry disease diagnostic services within the State are required to report to the Official State Agency within 48 hours the source of all poultry specimens from which *S. pullorum* or *S. gallinarum* is isolated;
- (v) All reports of any disease outbreak involving a disease covered under the Plan are promptly followed by an investigation by the Official State Agency to determine the origin of the infection; *Provided*, That if the origin of the infection involves another State, or if there is exposure to poultry in another State from the infected flock, then the National Poultry Improvement Plan will conduct an investigation;
- (vi) All flocks found to be infected with pullorum or typhoid are quarantined until marketed or destroyed under the supervision of the Official State Agency, or until subsequently blood tested, following the procedure for reacting flocks as contained in § 145.14(a)(5), and all birds fail to demonstrate pullorum or typhoid infection;
- (vii) All poultry, including exhibition, exotic, and game birds, but excluding waterfowl, going to public exhibition shall come from U.S. Pullorum-Typhoid Clean or equivalent flocks, or have had a negative pullorum-typhoid test within 90 days of going to public exhibition;
- (viii) Discontinuation of any of the conditions or procedures described in paragraphs (b)(3)(i), (ii), (iii), (iv), (v), (vi), and (vii) of this section, or the occurrence of repeated outbreaks of pullorum or typhoid in poultry breeding flocks within or originating within the State shall be grounds for the Service to revoke its determination that such conditions and procedures have been met or complied with. Such action shall not be taken until a thorough investigation has been made by the Service and the Official State Agency has been given an opportunity to present its views.

- (4) It is a multiplier breeding flock located in a State which has been determined by the Service to be in compliance with the provisions of paragraph (b)(3) of this section, and in which pullorum disease or fowl typhoid is not known to exist nor to have existed in hatchery supply flocks within the State during the preceding 24 months.
- (5) It is a primary breeding flock located in a State determined to be in compliance with the provisions of paragraph (b)(4) of this section, and in which a sample of 300 birds from flocks of more than 300, and each bird in flocks of 300 or less, has been officially tested for pullorum-typhoid within the past 12 months with either no reactors or reactors that, upon further bacteriological examination conducted in accordance with part 147 of this subchapter, fail to isolate *Salmonella Pullorum* or *Salmonella Gallinarum*: *Provided*, That a bacteriological examination monitoring program or serological examination monitoring program for game birds acceptable to the Official State Agency and approved by the Service may be used in lieu of annual blood testing: *And Provided further*, That when a flock is a hobbyist or exhibition poultry primary breeding flock located in a State which has been deemed to be a U.S. Pullorum-Typhoid Clean State for the past 3 years, and during which time no isolation of pullorum or typhoid has been made that can be traced to a source in that State, a bacteriological examination monitoring program or a serological examination monitoring program acceptable to the Official State Agency and approved by the Service may be used in lieu of annual blood testing.

(c) ***U.S. M. Gallisepticum Clean.***

- (1) A flock maintained in accordance with part 147 of this subchapter with respect to Mycoplasma isolation, sanitation, and management and in which freedom from *M. gallisepticum* has been demonstrated under the criteria specified in paragraph (c)(1)(i) or (ii) of this section.

- (i) It is a flock in which all birds or a sample of at least 300 birds has been tested for *M. gallisepticum* as provided in § 145.14(b) when more than 4 months of age or upon reaching sexual maturity: *Provided*, That to retain this classification, a random sample of serum or egg yolk or a targeted bird sample of the trachea or choanal cleft using appropriate swabs from all the birds in the flock if the flock size is less than 30, but at least 30 birds, shall be tested at intervals of not more than 90 days: *And provided further*, That a sample comprised of less than 30 birds may be tested at any one time, with the approval of the Official State Agency and the concurrence of the Service, provided that a total of at least 30 birds, or all birds in the flock if flock size is less than 30, is tested within each 90-day period; or
- (ii) It is a multiplier breeding flock which originated as U.S. M. Gallisepticum Clean baby poultry from primary breeding flocks and from which a random sample of birds has been tested for *M. gallisepticum* as provided in § 145.14(b) when more than 4 months of age or upon reaching sexual maturity. For flocks of more than 400 birds, 200 birds shall be tested. For flocks of 60 to 400 birds, 50 percent of the birds shall be tested. For flocks of fewer than 60 birds, all birds shall be tested up to a maximum of 30 birds: *Provided*, that to retain this classification, the flock shall be subjected to one of the following procedures:
 - (A) At intervals of not more than 90 days, a random sample of serum or egg yolk or a targeted bird sample of the trachea or choanal cleft using appropriate swabs from all the birds in the flock if flock size is less than 30, but at least 30 birds, shall be tested; or
 - (B) At intervals of not more than 30 days, a sample of 25 cull baby poultry produced from the flock shall be subjected to laboratory procedures acceptable to the Official State Agency and approved by the Service, for the detection and recovery of *M. gallisepticum*.
- (2) A participant handling U.S. M. Gallisepticum Clean products shall keep these products separate from other products in a manner satisfactory to the Official State Agency: *Provided*, That U.S. M. Gallisepticum Clean baby poultry from primary breeding flocks shall be produced in incubators and hatchers in which only eggs from flocks qualified under paragraph (c)(1)(i) of this section are set.
- (3) U.S. M. Gallisepticum Clean baby poultry shall be boxed in clean boxes and delivered in trucks that have been cleaned and disinfected in accordance with part 147 of this subchapter.

(d) ***U.S. M. Synoviae Clean.***

- (1) A flock maintained in accordance with part 147 of this subchapter with respect to *Mycoplasma* isolation, sanitation, and management and in which freedom from *Mycoplasma synoviae* has been demonstrated under the criteria specified in paragraph (d)(1)(i) or (d)(1)(ii) of this section.
 - (i) It is a flock in which all birds or a sample of at least 300 birds has been tested for *M. synoviae* as provided in § 145.14(b) when more than 4 months of age or upon reaching sexual maturity: *Provided*, That to retain this classification, a random sample of serum or egg yolk or a targeted bird sample of the trachea or choanal cleft using appropriate swabs (C.P. swabs) from all the birds in the flock if flock size is less than 30, but at least 30 birds, shall be tested at intervals of not more than 90 days: *And provided further*, That a sample comprised of less than 30 birds may be tested at any one time with the approval of the Official State Agency and the concurrence of the Service, provided that a total of at least 30 birds is tested within each 90-day period; or

(ii) It is a multiplier breeding flock that originated as U.S. M. Synoviae Clean chicks from primary breeding flocks and from which a random sample of birds has been tested for *M. synoviae* as provided in § 145.14(b) when more than 4 months of age or upon reaching sexual maturity. For flocks of more than 400 birds, 200 birds shall be tested. For flocks of 60 to 400 birds, 50 percent of the birds shall be tested. For flocks of fewer than 60 birds, all birds shall be tested up to a maximum of 30 birds: *Provided*, that to retain this classification, the flock shall be subjected to one of the following procedures:

(A) At intervals of not more than 90 days, a random sample of serum or egg yolk or a targeted bird sample of the trachea or choanal cleft using appropriate swabs from all the birds in the flock if the flock size is less than 30, but at least 30 birds shall be tested: *Provided*, That a sample of fewer than 30 birds may be tested at any one time with the approval of the Official State Agency and the concurrence of the Service, provided that a total of at least 30 birds, or the entire flock if flock size is less than 30, is tested each time and a total of at least 30 birds is tested within each 90-day period; or

(B) At intervals of not more than 30 days, egg yolk testing shall be conducted in accordance with part 147 of this subchapter.

(2) A participant handling U.S. M. Synoviae Clean products shall keep those products separate from other products in a manner satisfactory to the Official State Agency: *Provided*, That U.S. M. Synoviae Clean chicks from primary breeding flocks shall be produced in incubators and hatchers in which only eggs from flocks qualified under paragraph (d)(1)(i) or (d)(1)(ii) of this section are set.

(3) U.S. M. Synoviae Clean chicks shall be boxed in clean boxes and delivered in trucks that have been cleaned and disinfected as described in in accordance with part 147 of this subchapter.

(e) **U.S. H5/H7 Avian Influenza Clean.** This program is intended to be the basis from which the breeding-hatchery industry may conduct a program for the prevention and control of the H5 and H7 subtypes of avian influenza. It is intended to determine the presence of the H5 and H7 subtypes of avian influenza in hobbyist and exhibition poultry, and raised-for-release waterfowl breeding flocks through routine surveillance of each participating breeding flock. A flock, and the hatching eggs and chicks produced from it, will qualify for this classification when the Official State Agency determines that it has met one of the following requirements:

(1) It is a primary breeding flock in which a minimum of 30 birds has been tested negative to the H5 and H7 subtypes of avian influenza as provided in § 145.14(d) when more than 4 months of age; *Provided*, that waterfowl flocks may test a minimum of 30 cloacal swabs for virus isolation. To retain this classification:

(i) A sample of at least 30 birds must be tested negative at intervals of 180 days; or

(ii) A sample of fewer than 30 birds may be tested, and found to be negative, at any one time if all pens are equally represented and a total of 30 birds are tested within each 180-day period.

(2) It is a multiplier breeding flock in which a minimum of 30 birds has been tested negative to the H5 and H7 subtypes of avian influenza as provided in § 145.14(d) when more than 4 months of age; *Provided*, that waterfowl flocks may test a minimum of 30 cloacal swabs for virus isolation. To retain this classification:

(i) A sample of at least 30 birds must be tested negative at intervals of 180 days; or

- (ii) A sample of fewer than 30 birds may be tested, and found to be negative, at any one time if all pens are equally represented and a total of 30 birds are tested within each 180-day period.
- (3) A sample of at least 30 birds must be tested and found negative to H5/H7 avian influenza within 21 days prior to movement to slaughter.
- (f) **U.S. *Salmonella* Monitored.** The program in this paragraph (f) is intended to be the basis from which the breeding-hatching industry may conduct a program for the prevention and control of salmonellosis. It is intended to reduce the incidence of *Salmonella* organisms in hatching eggs and day-old poultry through an effective and practical sanitation and testing program at the breeder farm and in the hatchery. This will afford other segments of the poultry industry an opportunity to reduce the incidence of *Salmonella* in their products. The following requirements must be met for a flock or hatchery to be eligible for the classification in this paragraph (f) as determined by the Official State Agency:
 - (1) Hatcheries must be kept in a sanitary condition as applicable and as outlined in § 145.6 (within the NPIP Program Standards document, Program Standard C applies to hatcheries; alternatives to the program standards may also be approved by the Administrator under § 147.53 of this subchapter).
 - (2) An Authorized Agent shall collect and submit to an authorized laboratory:
 - (i) A minimum of five samples from the hatchery at least every 30 days while in operation. These samples may include: Hatchery debris, swabs from hatcher, setters, hatchery environment, hatchery equipment, sexing tables and belts, meconium, chick box papers, hatching trays, or chick transfer devices. Samples will be examined bacteriologically at an authorized laboratory for *Salmonella*; and
 - (ii) Annual environmental samples from each pullet and breeder farm in accordance with this section (within the NPIP Program Standards document, Program Standard B applies to bacteriological examination procedures; alternatives to the program standards may also be approved by the Administrator under § 147.53 of this subchapter). Samples will be examined bacteriologically at an authorized laboratory for *Salmonella*.
 - (3) If *Salmonella* is identified through this testing:
 - (i) A qualified poultry health professional knowledgeable with the operation will be consulted and will:
 - (A) Review test results to evaluate the *Salmonella* monitoring program.
 - (B) Use the *Salmonella* monitoring program test results to develop appropriate and practical *Salmonella* intervention measures.
 - (ii) [Reserved]
 - (4) To claim products are of the classification in this paragraph (f), all products shall be derived from a farm or hatchery that meets the requirements of the classification.

(Approved by the Office of Management and Budget under control number 0579-0007)

[36 FR 23112, Dec. 3, 1971. Redesignated at 44 FR 61586, Oct. 26, 1979]

Editorial Note: For FEDERAL REGISTER citations affecting § 145.53, see the List of CFR Sections Affected, which appears in the Finding Aids section of the printed volume and at www.govinfo.gov.

§ 145.54 Terminology and classification; States.

(a) U.S. Pullorum-Typhoid Clean State.

- (1) A State will be declared a U.S. Pullorum-Typhoid Clean State when it has been determined by the Service that:
 - (i) The State is in compliance with the provisions contained in §§ 145.23(b)(3)(i) through (vii), 145.33(b)(3)(i) through (vii), 145.43(b)(3)(i) through (vi), 145.53(b)(3)(i) through (vii), 145.73(b)(2)(i), 145.83(b)(2)(i), 145.93(b)(3)(i) through (vii), and 145.103(b)(3)(i) through (ix).
 - (ii) No pullorum disease or fowl typhoid is known to exist nor to have existed in hatchery supply flocks within the State during the preceding 12 months: *Provided*, That pullorum disease or fowl typhoid found within the preceding 24 months in waterfowl, exhibition poultry, and game bird breeding flocks will not prevent a State, which is otherwise eligible, from qualifying.
- (2) Discontinuation of any of the conditions described in paragraph (a)(1)(i) of this section, or repeated outbreaks of pullorum or typhoid occur in hatchery supply flocks described in paragraph (a)(1)(ii) of this section, or if an infection spreads from the originating premises, the Service shall have grounds to revoke its determination that the State is entitled to this classification. Such action shall not be taken until a thorough investigation has been made by the Service and the Official State Agency has been given an opportunity for a hearing in accordance with rules of practice adopted by the Administrator.

[40 FR 1504, Jan. 8, 1975. Redesignated at 44 FR 61586, Oct. 26, 1979, and amended at 54 FR 23957, June 5, 1989; 67 FR 8469, Feb. 25, 2002; 76 FR 15794, Mar. 22, 2011; 85 FR 62567, Oct. 5, 2020]

Subpart F—Special Provisions for Ostrich, Emu, Rhea, and Cassowary Breeding Flocks and Products

Source: 63 FR 40010, July 27, 1998, unless otherwise noted.

§ 145.61 Definitions.

Except where the context otherwise requires, for the purposes of this subpart the following terms shall be construed, respectively, to mean:

Chicks. Newly hatched ostriches, emus, rheas, or cassowaries.

Ostrich. Birds of the species *Struthio camelus*, including all subspecies and subspecies hybrids.

[63 FR 40010, July 27, 1998, as amended at 65 FR 8019, Feb. 17, 2000]

§ 145.62 Participation.

Participating flocks of ostriches, emus, rheas, and cassowaries, and the eggs and chicks produced from them, shall comply with the applicable general provisions of subpart A of this part and the special provisions of this subpart.

- (a) Started poultry shall lose their identity under Plan terminology when not maintained by Plan participants under the conditions prescribed in § 145.5(a).

- (b) Hatching eggs produced by primary breeding flocks shall be fumigated or otherwise sanitized in accordance with part 147 of this subchapter.
- (c) Any nutritive material provided to chicks must be free of the avian pathogens that are officially represented in the Plan disease classifications listed in § 145.10.

[63 FR 40010, July 27, 1998, as amended at 65 FR 8019, Feb. 17, 2000; 79 FR 38759, July 9, 2014]

§ 145.63 Terminology and classification; flocks and products.

Participating flocks, and the eggs and baby poultry produced from them, that have met the respective requirements specified in this section may be designated by the following terms and their corresponding designs illustrated in § 145.10.

- (a) ***U.S. Pullorum-Typhoid Clean.*** A flock in which freedom from pullorum and typhoid has been demonstrated to the Official State Agency under the criteria in paragraph (a)(1) or (a)(2) of this section. (See § 145.14(a) relating to the official blood test for pullorum-typhoid where applicable.)
 - (1) It has been officially blood tested within the past 12 months with either no reactors or reactors that, upon further bacteriological examination conducted in accordance with part 147 of this subchapter, fail to isolate *Salmonella* Pullorum or *Salmonella* Gallinarum.
 - (2) It is a breeding flock that meets one of the following criteria:
 - (i)
 - (A) It is a multiplier or primary breeding flock of fewer than 300 birds in which a sample of 10 percent of the birds in a flock or at least 1 bird from each pen, whichever is more, has been officially tested for pullorum-typhoid within the past 12 months with either no reactors or reactors that, upon further bacteriological examination conducted in accordance with part 147 of this subchapter, fail to isolate *Salmonella* Pullorum or *Salmonella* Gallinarum; or
 - (B) It is a multiplier or primary breeding flock of 300 birds or more in which a sample of a minimum of 30 birds has been officially tested for pullorum-typhoid within the past 12 months with either no reactors or reactors that, upon further bacteriological examination conducted in accordance with part 147 of this subchapter, fail to isolate *Salmonella* Pullorum or *Salmonella* Gallinarum.
 - (ii) It is a flock that has already been designated U.S. Pullorum-Typhoid Clean and uses a subsequent bacteriological examination monitoring program of hatcher debris or eggs for ostriches, emus, rheas, or cassowaries acceptable to the Official State Agency and approved by the Service in lieu of annual blood testing.
 - (iii) It is a multiplier breeding flock located in a State that has been deemed to be a U.S. Pullorum-Typhoid Clean State for the past 3 years, and during which time no isolation of pullorum or typhoid has been made that can be traced to a source in that State, that uses a bacteriological examination monitoring program of hatcher debris or eggs or a serological examination monitoring program acceptable to the Official State Agency and approved by the Service in lieu of annual blood testing.

- (b) **U.S. Avian Influenza Clean.** This program is intended to be the basis from which the breeding-hatchery industry may conduct a program for the prevention and control of avian influenza. It is intended to determine the presence of avian influenza in all ostrich, emu, rhea, and cassowary breeding flocks through routine serological surveillance of each participating breeding flock. Acceptable tests include antigen and antibody detection tests, as approved by the Official State Agency. A flock, and the hatching eggs and chicks produced from it, will qualify for this classification when the Official State Agency determines that it has met one of the following requirements:
- (1) It is a primary breeding flock in which 10 percent of the flock, up to a maximum of 30 birds, has been tested negative for type A influenza virus with all pens represented equally and when the tested birds are more than 4 months of age. Positive samples shall be further tested by an authorized laboratory. To retain this classification:
 - (i) A sample of at least 30 birds must be tested negative at intervals of 180 days, or
 - (ii) A sample of less than 10 percent of the birds, up to a maximum of 30 birds, may be tested and found to be negative at any one time if all pens are equally represented and a total of 30 birds are tested within each 180-day period.
 - (2) It is a multiplier breeding flock in which a minimum of 30 birds has been tested negative to type A influenza virus with all pens represented equally and when the tested birds are more than 4 months of age. Positive samples shall be further tested by an authorized laboratory. To retain this classification:
 - (i) A sample of at least 30 birds must be tested negative at intervals of 180 days, or
 - (ii) A sample of at least 10 percent of birds from each pen with all pens being represented must be tested negative at intervals of 180 days; or
 - (iii) A sample of less than 10 percent of the birds may be tested, and found to be negative, at any one time if all pens are equally represented and a total of 10 percent of the birds are tested within each 180-day period.

[63 FR 40010, July 27, 1998, as amended at 65 FR 8019, Feb. 17, 2000; 72 FR 1420, Jan. 12, 2007; 74 FR 14715, Apr. 1, 2009; 83 FR 28353, June 19, 2018]

Subpart G—Special Provisions for Primary Egg-Type Chicken Breeding Flocks and Products

Source: 72 FR 1420, Jan. 12, 2007, unless otherwise noted.

§ 145.71 Definitions.

Except where the context otherwise requires, for the purposes of this subpart the following terms shall be construed, respectively, to mean:

Chicks. Newly hatched chickens.

Primary egg-type chicken breeding flocks. Foundation flocks that are composed of pedigree, great-grandparent, and grandparent stock that has been developed for egg production and are maintained for the principal purpose of producing multiplier breeding chicks used to produce table egg layers.

Started chickens. Young chickens (chicks, pullets, cockerels, capons) which have been fed and watered and are less than 6 months of age.

§ 145.72 Participation.

Participating flocks of primary egg-type chickens, and the eggs and chicks produced from them, shall comply with the applicable general provisions of subpart A of this part and the special provisions of this subpart G.

- (a) Started chickens shall lose their identity under Plan terminology when not maintained by Plan participants under the conditions prescribed in § 145.5(a).
- (b) Hatching eggs produced by primary breeding flocks should be nest clean. They may be fumigated in accordance with part 147 of this subchapter or otherwise sanitized.
- (c) Any nutritive material provided to chicks must be free of the avian pathogens that are officially represented in the Plan disease classifications listed in § 145.10.

[72 FR 1420, Jan. 12, 2007, as amended at 79 FR 38759, July 9, 2014]

§ 145.73 Terminology and classification; flocks and products.

Participating flocks, and the eggs and chicks produced from them, which have met the respective requirements specified in this section, may be designated by the following terms and the corresponding designs illustrated in § 145.10:

- (a) [Reserved]
- (b) **U.S. Pullorum-Typhoid Clean.** A flock in which freedom from pullorum and typhoid has been demonstrated to the Official State Agency under the criteria in paragraph (b)(1) or (b)(2) of this section: *Provided*, That a flock qualifying by means of a blood test shall be tested within the past 12 months, except that the retesting of a participating flock which is retained for more than 12 months shall be conducted a minimum of 4 weeks after the induction of molt. (See § 145.14 relating to the official blood test where applicable.)
 - (1) It has been officially blood tested with either no reactors or reactors that, upon further bacteriological examination conducted in accordance with part 147 of this subchapter, fail to isolate *Salmonella Pullorum* or *Salmonella Gallinarum*.
 - (2) It is a primary breeding flock that meets the following criteria:
 - (i) The primary breeding flock is located in a State in which pullorum disease or fowl typhoid is not known to exist nor to have existed in hatchery supply flocks during the preceding 12 months and in which it has been determined by the Service that:
 - (A) All hatcheries within the State are qualified as "National Plan Hatcheries" or have met equivalent requirements for pullorum-typhoid control under official supervision;
 - (B) All hatchery supply flocks within the State are qualified as U.S. Pullorum-Typhoid Clean or have met equivalent requirements for pullorum-typhoid control under official supervision: *Provided*, That if other domesticated fowl, except waterfowl, are maintained on the same premises as the participating flock, freedom from pullorum-typhoid infection shall be demonstrated by an official blood test of each of these fowl;

- (C) All shipments of products other than U.S. Pullorum-Typhoid Clean, or equivalent, into the State are prohibited;
 - (D) All persons performing poultry disease diagnostic services within the State are required to report to the Official State Agency within 48 hours the source of all poultry specimens from which *Salmonella* Pullorum or *Salmonella* Gallinarum is isolated;
 - (E) All reports of any disease outbreak involving a disease covered under the Plan are promptly followed by an investigation by the Official State Agency to determine the origin of the infection; *Provided*, That if the origin of the infection involves another State, or if there is exposure to poultry in another State from the infected flock, then officials administering the National Poultry Improvement Plan will conduct an investigation;
 - (F) All flocks found to be infected with pullorum or typhoid are quarantined until marketed or destroyed under the supervision of the Official State Agency, or until subsequently blood tested following the procedure for reacting flocks as contained in § 145.14(a)(5), and all birds fail to demonstrate pullorum or typhoid infection;
 - (G) All poultry, including exhibition, exotic, and game birds, but excluding waterfowl, going to public exhibition shall come from U.S. Pullorum-Typhoid Clean or equivalent flocks, or have had a negative pullorum-typhoid test within 90 days of going to public exhibition; and
 - (H) Discontinuation of any of the conditions or procedures described in paragraphs (b)(2)(i)(A) through (b)(2)(i)(G) of this section, or the occurrence of repeated outbreaks of pullorum or typhoid in poultry breeding flocks within or originating within the State shall be grounds for the Service to revoke its determination that such conditions and procedures have been met or complied with. Such action shall not be taken until a thorough investigation has been made by the Service and the Official State Agency has been given an opportunity to present its views; and
- (ii) In the primary breeding flock, a sample of 300 birds from flocks of more than 300, and each bird in flocks of 300 or less, has been officially tested for pullorum-typhoid with either no reactors or reactors that, upon further bacteriological examination conducted in accordance with part 147 of this subchapter, fail to isolate *Salmonella* Pullorum or *Salmonella* Gallinarum: *Provided*, That a bacteriological examination monitoring program acceptable to the Official State Agency and approved by APHIS may be used in lieu of blood testing.

(c) ***U.S. M. Gallisepticum Clean.***

- (1) A flock maintained in accordance with part 147 of this subchapter with respect to *Mycoplasma* isolation, sanitation, and management and in which freedom from *M. gallisepticum* has been demonstrated under the criteria specified in paragraph (c)(1)(i) of this section.
 - (i) It is a flock in which all birds or a sample of at least 300 birds has been tested for *M. gallisepticum* as provided in § 145.14(b) when more than 4 months of age: *Provided*, That to retain this classification, a minimum of 150 birds shall be tested at intervals of not more than 90 days: *And provided further*, That a sample comprised of fewer than 150 birds may be tested at any one time, if all pens are equally represented and a total of 150 birds is tested within each 90-day period.
 - (ii) [Reserved]

- (2) A participant handling U.S. M. Gallisepticum Clean products shall handle only products of equivalent status.
- (3) U.S. M. Gallisepticum Clean chicks shall be boxed in clean boxes and delivered in trucks that have been cleaned and disinfected in accordance with part 147.
- (d) **U.S. *Salmonella Enteritidis* Clean.** This classification is intended for primary egg-type breeders wishing to assure their customers that the hatching eggs and multiplier chicks produced are certified free of *Salmonella enteritidis*.
 - (1) A flock and the hatching eggs and chicks produced from it which have met the following requirements as determined by the Official State Agency:
 - (i) The flock originated from a U.S. S. Enteritidis Clean flock, or meconium from the chick boxes and a sample of chicks that died within 7 days after hatching are examined bacteriologically for salmonella at an authorized laboratory. Cultures from serogroup D positive samples shall be serotyped.
 - (ii) All feed fed to the flock shall meet the following requirements:
 - (A) Pelletized feed shall contain either no animal protein or only animal protein products produced under the Animal Protein Products Industry (APPI) *Salmonella* Education/Reduction Program. The protein products must have a minimum moisture content of 14.5 percent and must have been heated throughout to a minimum temperature of 190 °F, or above, or to a minimum temperature of 165 °F for at least 20 minutes, or to a minimum temperature of 184 °F under 70 lbs. pressure during the manufacturing process.
 - (B) Mash feed may contain no animal protein other than an APPI animal protein product supplement manufactured in pellet form and crumbled: *Provided*, That mash feed may contain nonpelleted APPI animal protein product supplements if the finished feed is treated with a salmonella control product approved by the U.S. Food and Drug Administration.
 - (iii) Feed shall be stored and transported in such a manner as to prevent possible contamination;
 - (iv) The flock is maintained in accordance with part 147 of this subchapter with respect to flock sanitation, cleaning and disinfection, and *Salmonella* isolation, sanitation, and management. Rodents and other pests should be effectively controlled;
 - (v) Environmental samples shall be collected from the flock by an Authorized Agent, in accordance with part 147 of this subchapter, when the flock is 2 to 4 weeks of age. The samples shall be examined bacteriologically for group D salmonella at an authorized laboratory. Cultures from positive samples shall be serotyped. The Authorized Agent shall also collect samples every 30 days after the first sample has been collected.
 - (vi) Hatching eggs are collected as quickly as possible and are handled as described in § 147.22 of this subchapter and are sanitized or fumigated (see § 147.25 of this subchapter).
 - (vii) Hatching eggs produced by the flock are incubated in a hatchery whose sanitation is maintained in accordance with part 147 of this subchapter and sanitized either by a procedure approved by the Official State Agency or in accordance with part 147 of this subchapter.

- (2) A flock shall not be eligible for this classification if *Salmonella enteritidis* serotype *enteritidis* (SE) is isolated from a specimen taken from a bird in the flock. Isolation of SE from an environmental or other specimen, as described in paragraph (d)(1)(v) of this section, will require bacteriological examination for SE in an authorized laboratory, in accordance with part 147 of this subchapter, of a random sample of 60 live birds from a flock of 5,000 birds or more, or 30 live birds from a flock with fewer than 5,000 birds. If only one specimen is found positive for SE, the participant may request bacteriological examination of a second sample, equal in size to the first sample, from the flock. If no SE is recovered from any of the specimens in the second sample, the flock will be eligible for the classification.
- (3) In order for a hatchery to sell products of this classification, all products handled shall meet the requirements of the classification.
- (4) This classification may be revoked by the Official State Agency if the participant fails to follow recommended corrective measures. The Official State Agency shall not revoke the participant's classification until the participant has been given an opportunity for a hearing in accordance with rules of practice adopted by the Official State Agency.

(e) ***U.S. M. Synoviae Clean.***

- (1) A flock maintained in accordance with part 147 of this subchapter with respect to *Mycoplasma* isolation, sanitation, and management and in which freedom from *M. synoviae* has been demonstrated under the criteria specified in paragraph (e)(1)(i) of this section.
 - (i) It is a flock in which a minimum of 300 birds has been tested for *M. synoviae* as provided in § 145.14(b) when more than 4 months of age: *Provided*, That to retain this classification, a sample of at least 150 birds shall be tested at intervals of not more than 90 days: *And provided further*, That a sample comprised of fewer than 150 birds may be tested at any one time if all pens are equally represented and a total of 150 birds is tested within each 90-day period.
 - (ii) [Reserved]
- (2) A participant handling U.S. M. Synoviae Clean products shall handle only products of equivalent status.
- (3) U.S. M. Synoviae Clean chicks shall be boxed in clean boxes and delivered in trucks that have been cleaned and disinfected in accordance with part 147 of this subchapter.

(f) ***U.S. Avian Influenza Clean.*** This program is intended to be the basis from which the breeding-hatchery industry may conduct a program for the prevention and control of avian influenza. It is intended to determine the presence of avian influenza in primary breeding chickens through routine surveillance of each participating breeding flock. A flock and the hatching eggs and chicks produced from it will qualify for this classification when the Official State Agency determines that they have met the following requirements:

- (1) It is a primary breeding flock in which a minimum of 30 birds have been tested and found negative for avian influenza when more than 4 months of age. To retain this classification:
 - (i) A sample of at least 30 birds must be tested negative at intervals of 90 days; or
 - (ii) A sample of fewer than 30 birds may be tested, and found to be negative, at any one time if all pens are equally represented and a total of 30 birds is tested within each 90-day period; or

- (iii) The flock is tested as provided in § 145.14(d) at intervals of 30 days or less and found to be negative, and a total of 30 samples are collected and tested within each 90-day period; and
- (2) A sample of at least 11 birds must be tested and found negative for avian influenza within 21 days prior to movement to slaughter.
- (g) **U.S. Salmonella Monitored.** This program is intended to be the basis from which the primary egg-type breeder industry may conduct a program for the prevention and control of salmonellosis. It is intended to reduce the incidence of Salmonella organisms in hatching eggs and chicks through an effective and practical sanitation program at the breeder farm and in the hatchery. This will afford other segments of the poultry industry an opportunity to reduce the incidence of Salmonella in their products.
 - (1) A flock and the hatching eggs and chicks produced from it that have met the following requirements, as determined by the Official State Agency:
 - (i) The flock is maintained in accordance with part 147 of this subchapter with respect to flock sanitation, cleaning and disinfection, and Salmonella isolation, sanitation, and management.
 - (ii) Measures shall be implemented to control Salmonella challenge through feed, feed storage, and feed transport.
 - (iii) Chicks shall be hatched in a hatchery whose sanitation is maintained in accordance with part 147 of this subchapter and sanitized or fumigated in accordance with part 147 of this subchapter.
 - (iv) An Authorized Agent shall take environmental samples from the hatchery every 30 days; *i.e.*, meconium or chick papers. An authorized laboratory for Salmonella shall examine the samples bacteriologically.
 - (v) An Authorized Agent shall take environmental samples in accordance with part 147 of this subchapter from each flock at 4 months of age and every 30 days thereafter. An authorized laboratory for Salmonella shall examine the environmental samples bacteriologically. All Salmonella isolates from a flock shall be serogrouped. Owners of flocks shall report the presence or absence of Salmonella in their flocks on a monthly basis to the Official State Agency.
 - (vi) Owners of flocks may vaccinate with a paratyphoid vaccine: *Provided*, That a sample of 350 birds, which will be banded for identification, shall remain unvaccinated until the flock reaches at least 4 months of age to allow for serological testing.
 - (vii) Any flock entering the production period that is in compliance with all the requirements of this paragraph (g) with no history of Salmonella isolations shall be considered “Salmonella negative” and may retain this definition as long as no environmental or bird Salmonella isolations are identified and confirmed from the flock or flock environment by sampling on four separate collection dates over a minimum of a 2-week period. Sampling and testing must be performed as described in paragraph (g)(1)(vi) of this section. An unconfirmed environmental Salmonella isolation shall not change this Salmonella negative status.
 - (2) The Official State Agency may monitor the effectiveness of the sanitation practices in accordance with part 147 of this subchapter.
 - (3) In order for a hatchery to sell products of paragraphs (g)(1)(i) through (vii) of this section, all products handled shall meet the requirements of the classification.

(4) This classification may be revoked by the Official State Agency if the participant fails to follow recommended corrective measures.

(h) **U.S. Newcastle Disease Clean.** The program in this paragraph (h) is intended to be the basis from which the breeding-hatchery industry may conduct a program for the prevention and control of Newcastle disease. It is intended to determine the presence of Newcastle disease in primary breeding chickens through vaccination and/or monitoring of each participating breeding flock. A flock and the hatching eggs and chicks produced from it will qualify for the classification in this paragraph (h) when the Official State Agency determines that they have met the following requirements:

(1) It is a primary breeding flock that is either:

- (i) Vaccinated for Newcastle disease using USDA-licensed vaccines and response to vaccination is serologically monitored using an approved test as described in § 145.14 when more than 4 months of age and meets the criteria in paragraph (h)(2) of this section to retain classification; or
- (ii) Unvaccinated for Newcastle disease, in which a minimum of 30 birds have tested negative to ND using an approved test as described in § 145.14 when more than 4 months of age and meets criteria in paragraph (h)(3) of this section to retain classification.

(2) To retain the classification in this paragraph (h) for vaccinated flocks:

- (i) Vaccines for ND must be USDA-licensed vaccines administered during early stages of development through rearing, and inactivated vaccines as final vaccination prior to the onset of egg production; and
- (ii) The flock has been monitored for antibody response using approved serological tests as listed in § 145.14 and the results are compatible with immunological response against ND vaccination; and
- (iii) Testing must include a minimum of 30 birds with a serologic monitoring program when more than 4 months of age and prior to the onset of production and not longer than every 90 days thereafter.

(3) To retain the classification in this paragraph (h) for unvaccinated flocks:

- (i) A minimum of 30 birds per flock must test negative using an approved test in § 145.14 at intervals of 90 days or a sample of fewer than 30 birds may be tested, and found negative, at any one time if all pens are equally represented and a total of 30 birds is tested within each 90-day period; and
- (ii) During each 90-day period, all primary spent fowl, up to a maximum of 30, must test negative to ND within 21 days prior to movement to slaughter.

(4) Newcastle disease must be a disease reportable to the responsible State authority (State veterinarian, etc.) by all licensed veterinarians. To accomplish this, all laboratories (private, State, and university laboratories) that perform diagnostic procedures on poultry must examine all submitted cases of unexplained respiratory disease, egg production drops, and mortality for ND.

(Approved by the Office of Management and Budget under control number 0579-0007)

[72 FR 1420, Jan. 12, 2007, as amended at 76 FR 15794, Mar. 22, 2011; 79 FR 38759, July 9, 2014; 83 FR 28353, June 19, 2018; 85 FR 62567, Oct. 5, 2020; 90 FR 46747, Sept. 30, 2025]

§ 145.74 Terminology and classification; compartments.

- (a) **U.S. Avian Influenza and Newcastle Disease Clean Compartment.** This program is intended to be the basis from which the primary egg-type chicken breeding-hatchery industry may demonstrate the existence and implementation of a program that has been approved by the Official State Agency and the Service to establish a compartment consisting of a primary breeding-hatchery company that is free of H5/H7 avian influenza (AI) and Newcastle disease (ND). This compartment has the purpose of protecting the defined subpopulation and avoiding the introduction and spread of H5/H7 AI and ND within that subpopulation by prohibiting contact with other commercial poultry operations, other domestic and wild birds, and other intensive animal operations. The program shall consist of the following:
- (1) **Definition of the compartment.** Based on the guidelines established by the World Organization for Animal Health (OIE) in the Terrestrial Animal Health Code and the guidelines in this paragraph (a), the primary breeder company will define the compartment with respect to H5/H7 AI and ND. Specifically, the company will use a comprehensive biosecurity program to define the compartment as a subpopulation of poultry with a health status for H5/H7 AI and ND that is separate from birds and poultry outside the compartment. The Official State Agency and the Service must first approve all documentation submitted by the company to substantiate the defined compartment as adequate to qualify for epidemiological separation from other potential sources of infection of H5/H7 AI and ND. Guidelines for the definition of the compartment include:
- (i) **Definition and description of the subpopulation of birds and their health status.** All birds included in the compartment must be U.S. Avian Influenza Clean in accordance with § 145.73(f) and ND Clean in accordance with § 145.73(h). The poultry must also be located in a State that has an initial State response and containment plan approved by APHIS under § 56.10 of this chapter and that participates in the diagnostic surveillance program for H5/H7 low pathogenicity AI as described in § 145.15. Within the compartment, all official tests for AI and ND, as described in § 145.14(d) and (e), must be conducted in State or Federal laboratories or in NPIP authorized laboratories that meet the minimum standards described in § 147.52 of this subchapter. In addition, the company must provide to the Service upon request any relevant historical and current H5/H7 AI and ND-related data for reference regarding surveillance for the disease within the compartment. Upon request, the Official State Agency may provide such data for other commercial poultry populations located in the State.
- (ii) **Description of animal identification and traceability processes.** The primary breeder company must also include a description of its animal identification and traceability records, including examples of Veterinary Services (VS) Form 9-5, "Report of Hatcheries, Dealers and Independent Flocks"; VS Form 9-2, "Flock Selection and Testing Report"; VS Form 9-3, "Report of Sales of Hatching Eggs, Chicks and Poults"; VS Form 9-9, "Hatchery Inspection Report"; set and hatch records; egg receipts; and egg/chick invoices for the subpopulation. Documentation must also include breed identification (NPIP stock code). The Service should ensure that an effective flock identification system and traceability system are in place.
- (iii) **Definition and description of the physical components or establishments of the defined compartment.** The primary breeder company must provide documentation establishing that the defined compartment is epidemiologically separated from other poultry and bird populations.

The documentation must be approved by the Official State Agency and the Service as indicating adequate epidemiological separation to maintain the compartment's separate health status with respect to H5/H7 AI and ND. The documentation should include descriptions of:

- (A) The physical and spatial factors that separate the compartment from surrounding bird populations and affect the biosecurity status of the compartment.
 - (B) Relevant environmental factors that may affect exposure of the birds to AI and ND.
 - (C) The functional boundary and fencing that are used to control access to the compartment.
 - (D) Facilities and procedures to prevent access by wild birds and to provide separation from other relevant hosts.
 - (E) The relevant infrastructural factors that may affect exposure to AI and ND, including the construction and design of buildings or physical components, cleaning and disinfection of buildings and physical components between production groups with quality assurance verification, cleaning and disinfection of equipment, and introduction of equipment or material into the compartment.
- (iv) **Definition and description of the functional relationships between components of the defined compartment.** Functional relationships between components of the compartment include traffic movement and flow at and among premises, personnel movement at and among premises, exposure to live bird populations, and any other factors that could affect biosecurity of the compartment. All physical components of the compartment must be maintained in compliance with hygiene and biosecurity procedures for poultry primary breeding flocks and hatcheries in accordance with part 147 of this subchapter. In addition, the company must provide a biosecurity plan for the compartment and all included components. The biosecurity plan should include but not be limited to:
- (A) Requirements that company employees and contract growers limit their contact with live birds outside the compartment.
 - (B) An education and training program for company employees and contractors.
 - (C) Standard operating procedures for company employees, contractors, and outside maintenance personnel.
 - (D) Requirements for company employees and non-company personnel who visit any premises within the compartment.
 - (E) Company veterinary infrastructure to ensure flock monitoring and disease diagnosis and control measures.
 - (F) Policies for management of vehicles and equipment used within the compartment to connect the various premises.
 - (G) Farm site requirements (location, layout, and construction).
 - (H) Pest management program.
 - (I) Cleaning and disinfection process.
 - (J) Requirements for litter and dead bird removal and/or disposal.

- (v) **Description of other factors important for maintaining the compartment.** The company veterinary infrastructure will assess sanitary measures, environmental risk factors, and management and husbandry practices that relate to the separation of the compartment and the health status of the birds contained within the compartment that may affect risk of exposure to H5/H7 AI and ND. This assessment must include a description of internal monitoring and auditing systems (e.g., quality assurance and quality control programs) to demonstrate the effectiveness of the compartment. Upon request, the Service will provide the company with information on the epidemiology of H5/H7 AI and ND and the associated risk pathways in which the components of the compartment are located.
 - (vi) **Approval or denial.** Based on the documentation provided under this paragraph (a)(1), as well as any other information the Service and the Official State Agency determine to be necessary, the Service and the Official State Agency will approve or deny the classification of the compartment as U.S. Avian Influenza and ND Clean.
- (2) **Company activities for maintenance of the compartment.**
- (i) The primary breeder company's management of biosecurity, surveillance, and disease control efforts must be uniform and equivalent among all components that are a part of the compartment. Oversight and inspection of these management practices must be conducted by the company's licensed, accredited veterinarians.
 - (ii) Veterinary staff from the Official State Agency and NPIP staff will work in partnership with licensed, accredited veterinarians to train and certify auditors through Service-approved workshops. The trained auditors will conduct biosecurity and operational audits at least once every 2 years to ensure the integrity of the compartment. These audits will include evaluation of the critical control points and standard operating practices within the compartment, verification of the health status of the flock(s) contained within the compartment, and examination of the biosecurity and management system of the integrated components of the compartment.
 - (iii) In addition, the company must demonstrate compliance with paragraph (a)(1) of this section for remaining in the U.S. Avian Influenza and ND Clean classifications, surveillance for H5/H7 AI and ND within the compartment, and conducting tests in State or Federal laboratories or in NPIP authorized laboratories. Accredited veterinarians are responsible for the enforcement of active and passive surveillance of H5/H7 AI and ND in primary breeder flocks. Baseline health status must be maintained for all flocks or subpopulations within the compartment, indicating the dates and negative results of all avian influenza and ND surveillance and monitoring testing, the dates and history of last disease occurrence (if any), the number of outbreaks, and the methods of disease control that were applied.
 - (iv) Documentation will be maintained in the company's database and will be verified as required by the Service and/or the Official State Agency.
- (3) **Service and Official State Agency activities for maintenance of the compartment.** The Service will work in cooperation with the Official State Agencies to ensure the continued integrity of any recognized compartments. Activities include:
- (i) Oversight of the establishment and management of compartments;
 - (ii) Establishment of effective partnerships between the Service, the Plan, and the primary breeder industry;

- (iii) Approval or denial of classification of compartments as U.S. Avian Influenza and ND Clean Compartments under paragraph (a)(1) of this section;
 - (iv) Official certification of the health status of the compartment, and commodities that may be traded from it through participation in the Plan for avian diseases, including the U.S. Avian Influenza Clean program as described in § 145.73(f) and ND Clean program as described in § 145.73(h) and diagnostic surveillance for H5/H7 low pathogenicity AI as described in § 145.15;
 - (v) Conducting audits of compartments at least once every 2 years to:
 - (A) Confirm that the primary breeding company's establishments are epidemiologically distinct and pathways for the introduction of disease into the compartment are closed through routine operational procedures; and
 - (B) Evaluate and assess the management and husbandry practices relating to biosecurity to determine whether they are in compliance with hygiene and biosecurity procedures for poultry primary breeding flocks and hatcheries in accordance with part 147 of this subchapter;
 - (vi) Providing, upon request, model plans for management and husbandry practices relating to biosecurity in accordance with part 147 of this subchapter, risk evaluations in conjunction with the primary breeder industry (including disease surveillance such as VS Form 9-4, "Summary of Breeding Flock Participation"), and diagnostic capability summaries and systems for initial State response and containment plans in accordance with § 56.10 of this chapter; and
 - (vii) Publicizing and sharing compartment information with international trading partners, upon request, to establish approval and recognition of the compartment, including timeliness and accuracy of disease reporting and surveillance measures as described in §§ 145.15, 145.73(f), and 145.73(h).
- (4) **Emergency response and notification.** In the case of a confirmed positive of H5/H7 AI and/or ND in the subpopulation of the compartment, the management of the compartment must notify the Service. The Service will immediately suspend the status of the compartment. A compartment will be eligible to resume trade with importing countries only after the compartment has adopted the necessary measures to reestablish the biosecurity level and confirm that H5/H7 AI and/or ND is not present in the compartment and the Service has reevaluated the management and biosecurity measures of the compartment and approved said compartment for trade.

(b) [Reserved]

(Approved by the Office of Management and Budget under control number 0579-0007)

[79 FR 38760, July 9, 2014, as amended at 83 FR 28354, June 19, 2018; 85 FR 62567, Oct. 5, 2020; 90 FR 46747, Sept. 30, 2025]

Subpart H—Special Provisions for Primary Meat-Type Chicken Breeding Flocks and Products

Source: 72 FR 1422, Jan. 12, 2007, unless otherwise noted.

§ 145.81 Definitions.

Except where the context otherwise requires, for the purposes of this subpart the following terms shall be construed, respectively, to mean:

Chicks. Newly hatched chickens.

Primary meat-type chicken breeding flocks. Foundation flocks that are composed of pedigree, great-grandparent, and grandparent stock that has been developed for meat production and are maintained for the principal purpose of producing multiplier breeding chicks used to produce commercial broilers.

Started chickens. Young chickens (chicks, pullets, cockerels, capons) which have been fed and watered and are less than 6 months of age.

§ 145.82 Participation.

Participating flocks of primary meat-type chickens, and the eggs and chicks produced from them, shall comply with the applicable general provisions of subpart A of this part and the special provisions of this subpart H.

- (a) Started chickens shall lose their identity under Plan terminology when not maintained by Plan participants under the conditions prescribed in § 145.5(a).
- (b) Hatching eggs produced by primary breeding flocks should be nest clean. They may be fumigated in accordance with part 147 of this subchapter or otherwise sanitized.
- (c) Any nutritive material provided to chicks must be free of the avian pathogens that are officially represented in the Plan disease classifications listed in § 145.10.
- (d) Poultry must be protected from vectors known to be in the wild and thus must be housed in enclosed structures during brooding, rearing, grow-out, or laying periods with no intentional access to the outdoors, creatures found in the wild, or raised on open range or pasture, or be provided with untreated open source water such as that directly from a pond, stream, or spring that wild birds or vermin have access to for usage for drinking water, as a cooling agent, or during a wash down/clean out process.

[72 FR 1422, Jan. 12, 2007, as amended at 79 FR 38762, July 9, 2014; 83 FR 28354, June 19, 2018]

§ 145.83 Terminology and classification; flocks and products.

Participating flocks, and the eggs and chicks produced from them, which have met the respective requirements specified in this section, may be designated by the following terms and the corresponding designs illustrated in § 145.10:

- (a) [Reserved]
- (b) **U.S. Pullorum-Typhoid Clean.** A flock in which freedom from pullorum and typhoid has been demonstrated to the Official State Agency under the criteria in paragraph (b)(1) or (b)(2) of this section: *Provided*, That a flock qualifying by means of a blood test shall be tested within the past 12 months, except that the retesting of a participating flock which is retained for more than 12 months shall be conducted a minimum of 4 weeks after the induction of molt. (See § 145.14 relating to the official blood test where applicable.)

- (1) It has been officially blood tested with either no reactors or reactors that, upon further bacteriological examination conducted in accordance with part 147 of this subchapter, fail to isolate *Salmonella Pullorum* or *Salmonella Gallinarum*.
- (2) It is a primary breeding flock that meets the following criteria:
 - (i) The primary breeding flock is located in a State in which pullorum disease or fowl typhoid is not known to exist nor to have existed in hatchery supply flocks within the State during the preceding 12 months and in which it has been determined by the Service that:
 - (A) All hatcheries within the State are qualified as “National Plan Hatcheries” or have met equivalent requirements for pullorum-typhoid control under official supervision;
 - (B) All hatchery supply flocks within the State are qualified as U.S. Pullorum-Typhoid Clean or have met equivalent requirements for pullorum-typhoid control under official supervision: *Provided*, That if other domesticated fowl, except waterfowl, are maintained on the same premises as the participating flock, freedom from pullorum-typhoid infection shall be demonstrated by an official blood test of each of these fowl;
 - (C) All shipments of products other than U.S. Pullorum-Typhoid Clean, or equivalent, into the State are prohibited;
 - (D) All persons performing poultry disease diagnostic services within the State are required to report to the Official State Agency within 48 hours the source of all poultry specimens from which *Salmonella Pullorum* or *Salmonella Gallinarum* is isolated;
 - (E) All reports of any disease outbreak involving a disease covered under the Plan are promptly followed by an investigation by the Official State Agency to determine the origin of the infection; *Provided*, That if the origin of the infection involves another State, or if there is exposure to poultry in another State from the infected flock, then officials administering the National Poultry Improvement Plan will conduct an investigation;
 - (F) All flocks found to be infected with pullorum or typhoid are quarantined until marketed or destroyed under the supervision of the Official State Agency, or until subsequently blood tested following the procedure for reacting flocks as contained in § 145.14(a)(5) of this subchapter, and all birds fail to demonstrate pullorum or typhoid infection;
 - (G) All poultry, including exhibition, exotic, and game birds, but excluding waterfowl, going to public exhibition shall come from U.S. Pullorum-Typhoid Clean or equivalent flocks, or have had a negative pullorum-typhoid test within 90 days of going to public exhibition; and
 - (H) Discontinuation of any of the conditions or procedures described in paragraphs (b)(2)(i)(A) through (b)(2)(i)(G) of this section, or the occurrence of repeated outbreaks of pullorum or typhoid in poultry breeding flocks within or originating within the State shall be grounds for the Service to revoke its determination that such conditions and procedures have been met or complied with. Such action shall not be taken until a thorough investigation has been made by the Service and the Official State Agency has been given an opportunity to present its views; and
 - (ii) In the primary breeding flock, a sample of 300 birds from flocks of more than 300, and each bird in flocks of 300 or less, has been officially tested for pullorum-typhoid with either no reactors or reactors that, upon further bacteriological examination conducted in accordance with part 147

of this subchapter, fail to isolate *Salmonella Pullorum* or *Salmonella Gallinarum*: *Provided*, That a bacteriological examination monitoring program acceptable to the Official State Agency and approved by APHIS may be used in lieu of blood testing.

(c) ***U.S. M. Gallisepticum Clean.***

- (1) A flock maintained in accordance with part 147 of this subchapter with respect to Mycoplasma isolation, sanitation, and management and in which freedom from *M. gallisepticum* has been demonstrated under the criteria specified in paragraph (c)(1)(i) of this section.
 - (i) It is a flock in which all birds or a sample of at least 300 birds has been tested for *M. gallisepticum* as provided in § 145.14(b) of this subchapter when more than 4 months of age: *Provided*, That to retain this classification, a minimum of 40 birds shall be tested at intervals of not more than 28 days, and a total of at least 150 birds shall be tested within each 90-day period.
 - (ii) [Reserved]
- (2) A participant handling U.S. M. Gallisepticum Clean products must handle only products of equivalent status.
- (3) U.S. M. Gallisepticum Clean chicks shall be boxed in clean boxes and delivered in trucks that have been cleaned and disinfected in accordance with part 147 of this subchapter.

(d) ***U.S. M. Synoviae Clean.***

- (1) A flock maintained in accordance with part 147 of this subchapter with respect to Mycoplasma isolation, sanitation, and management and in which freedom from *M. synoviae* has been demonstrated under the criteria specified in paragraph (d)(1)(i) of this section.
 - (i) It is a flock in which all birds or a sample of at least 300 birds has been tested for *M. synoviae* as provided in § 145.14(b) of this subchapter when more than 4 months of age: *Provided*, That to retain this classification, a sample of at least 40 birds shall be tested at intervals of not more than 28 days, and a total of at least 150 birds shall be tested within each 90-day period.
 - (ii) [Reserved]
- (2) A participant handling U.S. M. Synoviae Clean products shall handle only products of equivalent status.
- (3) U.S. M. Synoviae Clean chicks shall be boxed in clean boxes and delivered in trucks that have been cleaned and disinfected in accordance with part 147 of this subchapter.

(e) ***U.S. Salmonella Enteritidis Clean.*** This classification is intended for primary meat-type breeders wishing to assure their customers that the chicks produced are certified free of *Salmonella enteritidis*.

- (1) A flock and the hatching eggs and chicks produced from it shall be eligible for this classification if they meet the following requirements, as determined by the Official State Agency:
 - (i) The flock originated from a U.S. S. Enteritidis Clean flock, or one of the following samples has been examined bacteriologically for *Salmonella Enteritidis* at an authorized laboratory in accordance with part 147 of this subchapter and any group D Salmonella samples have been serotyped:

- (A) A sample of chick papers, hatcher tray swabs, or fluff collected and cultured in accordance with part 147 of this subchapter; and
 - (B) Samples of intestinal and liver or spleen tissues from a minimum of 30 chicks that died within 7 days after hatching and have been preserved daily by freezing prior to shipment to an authorized laboratory.
- (ii) The flock is maintained in compliance with isolation, sanitation, and management procedures for Salmonella in accordance with part 147 of this subchapter.
 - (iii) Environmental samples are collected from the flock by or under the supervision of an Authorized Agent, in accordance with part 147 of this subchapter, when the flock reaches 4 months of age and every 30 days thereafter. Once the flock is in egg production and chicks are hatching from it, the samples must include at least 4 individual test assay results every 30 days in flocks of more than 500 birds or 2 individual assays per month in flocks of 500 birds or fewer. One of these results must come from samples collected from hatched chicks at a participating hatchery derived from said flock. These individual test assays may be derived from pooled samples from the farm or hatchery in accordance with part 147 of this subchapter, but must be run as separate test assays in the laboratory. The environmental samples shall be examined bacteriologically for group D Salmonella at an authorized laboratory, and cultures from group D positive samples shall be serotyped.
 - (iv) Hatching eggs produced by the flock are collected as quickly as possible and their sanitation is maintained in accordance with part 147 of this subchapter.
 - (v) Hatching eggs produced by the flock are incubated in a hatchery whose sanitation is maintained in accordance with part 147 of this subchapter, and the hatchery must have been sanitized either by a procedure approved by the Official State Agency or by fumigation in accordance with part 147 of this subchapter.
- (2) If *Salmonella enteritidis* serotype *enteritidis* (SE) is isolated from a specimen taken from a bird in the flock, except as provided in paragraph (e)(3) of this section, the flock shall not be eligible for this classification.
 - (3) If SE is isolated from an environmental sample collected from the flock in accordance with paragraph (e)(1)(iii) of this section, an additional environmental sampling and 25 live cull birds or fresh dead birds (if present), or other randomly selected live birds if fewer than 25 culls can be found in the flock, must be bacteriologically examined for SE in accordance with part 147 of this subchapter. If only 1 bird from the 25-bird sample is found positive for SE., the participant may request bacteriological examination of a second 25-bird sample from the flock. In addition, if the flock with the SE isolation is in egg production and eggs are under incubation, the next four consecutive hatches shall be examined bacteriologically in accordance with part 147 of this subchapter. Samples shall be collected from all of the hatching unit's chick trays and basket trays of hatching eggs, or from all chick box papers from the flock, and tested, pooling the samples into a minimum of 10 separate assays. Any followup hatchery-positive SE isolations shall result in discontinuation of subsequent hatches until the flock status is determined by bird culture. The flock will be disqualified for the U.S. S. Enteritidis Clean classification if a bird or subsequent flock environmental assay results in isolation of SE.
 - (4) In order for a hatchery to sell products of this classification, all products handled by the hatchery must meet the requirements of this paragraph.

- (5) This classification may be revoked by the Official State Agency if the participant fails to follow recommended corrective measures. The Official State Agency shall not revoke the participant's classification until the participant has been given an opportunity for a hearing in accordance with rules of practice adopted by the Official State Agency.
- (6) A pedigree, experimental, great-grandparent, or grandparent flock that is removed from the U.S. S. Enteritidis Clean program may be reinstated whenever the following conditions are met:
 - (i) The owner attests that corrective measures have been implemented, which may include one or more of the following:
 - (A) Test and slaughter infected birds based on blood tests of every bird in the flock, with either pullorum antigen or by a federally licensed *Salmonella enteritidis* enzyme-linked immunosorbent assay (ELISA) test when the flock is more than 4 months of age.
 - (B) Perform other corrective actions including, but not limited to, vaccination, medication, cleaning and disinfection of houses, rodent control, and movement of uninfected birds to premises that have been determined to be environmentally negative for *Salmonella* Enteritidis in accordance with par 147 of this subchapter.
 - (C) One hundred percent of blood samples from the birds moved to the clean premises are tested negative for *Salmonella* Pullorum and group D *Salmonella*. All birds with positive or inconclusive reactions, up to a maximum of 25 birds, shall be submitted to an authorized laboratory and examined for the presence of group D *Salmonella*, in accordance with part 147 of this subchapter. Cultures from positive samples shall be serotyped.
 - (D) Two consecutive environmental drag swabs taken at the clean premises collected in accordance with part 147 of this subchapter 4 weeks apart are negative for *Salmonella* Enteritidis.
 - (E) Other corrective measures at the discretion of the Official State Agency.
 - (ii) Following reinstatement, a flock will remain eligible for this classification if the flock is tested in accordance with paragraph (e)(1)(v) of this section every 30 days and no positive samples are found and the flock meets the requirements set forth in § 145.83(e).
- (f) **U.S. *Salmonella* Monitored.** This program is intended to be the basis from which the breeding-hatching industry may conduct a program for the prevention and control of salmonellosis. It is intended to reduce the incidence of *Salmonella* organisms in hatching eggs and chicks through an effective and practical sanitation program at the breeder farm and in the hatchery. This will afford other segments of the poultry industry an opportunity to reduce the incidence of *Salmonella* in their products.
 - (1) A flock and the hatching eggs and chicks produced from it that have met the following requirements, as determined by the Official State Agency.
 - (i) Measures shall be implemented to control *Salmonella* challenge through feed, feed storage, and feed transport.
 - (ii) Chicks shall be hatched in a hatchery whose sanitation is maintained in accordance with part 147 of this subchapter and sanitized or fumigated in accordance with part 147 of this subchapter.

- (iii) An Authorized Agent shall take environmental samples from the hatchery every 30 days; *i.e.*, meconium or chick papers. An authorized laboratory for *Salmonella* shall examine the samples bacteriologically;
- (iv) An Authorized Agent shall take environmental samples in accordance with part 147 of this subchapter from each flock at 4 months of age and every 30 days thereafter. An authorized laboratory for *Salmonella* shall examine the environmental samples bacteriologically. All *Salmonella* isolates from a flock shall be serogrouped. Owners of flocks shall report the presence or absence of *Salmonella* in their flocks on a monthly basis to the Official State Agency;
- (v) Owners of flocks may vaccinate with a paratyphoid vaccine: *Provided*, That a sample of 350 birds, which will be banded for identification, shall remain unvaccinated until the flock reaches at least 4 months of age to allow for serological testing.
- (vi) Any flock entering the production period that is in compliance with all the requirements of § 145.83(f) with no history of *Salmonella* isolations shall be considered "*Salmonella* negative" and may retain this definition as long as no environmental or bird *Salmonella* isolations are identified and confirmed from the flock or flock environment by sampling on 4 separate collection dates over a maximum of a 4-week period. Sampling and testing must be performed as described in paragraph (f)(1)(iv) of this section. An unconfirmed environmental *Salmonella* isolation shall not change this *Salmonella* negative status.

- (2) The Official State Agency may monitor the effectiveness of the sanitation practices in accordance with part 147 of this subchapter.
- (3) In order for a hatchery to sell products of paragraphs (f)(1)(i) through (f)(1)(vi) of this section, all products handled shall meet the requirements of the classification.
- (4) This classification may be revoked by the Official State Agency if the participant fails to follow recommended corrective measures.

(g) **U.S. Avian Influenza Clean.** This program is intended to be the basis from which the breeding-hatchery industry may conduct a program for the prevention and control of avian influenza. It is intended to determine the presence of avian influenza in primary breeding chickens through routine surveillance of each participating breeding flock. A flock and the hatching eggs and chicks produced from it will qualify for this classification when the Official State Agency determines that they have met the following requirements:

- (1) It is a primary breeding flock in which a minimum of 30 birds have been tested negative for antibodies to avian influenza using an approved test as described in § 145.14 when more than 4 months of age. To retain this classification:
 - (i) A sample of at least 30 birds must be tested negative at intervals of 90 days; or
 - (ii) A sample of fewer than 30 birds may be tested, and found to be negative, at any one time if all pens are equally represented and a total of 30 birds is tested within each 90-day period; or
 - (iii) The flock is tested as provided in § 145.14(d) at intervals of 30 days or less and found to be negative, and a total of 30 samples are collected and tested within each 90-day period; and

(2) During each 90-day period, all primary spent fowl, up to a maximum of 30, must be tested serologically and found negative for antibodies for avian influenza within 21 days prior to movement to slaughter.

(h) **U.S. Newcastle Disease (ND) Clean.** The program in this paragraph (h) is intended to be the basis from which the breeding-hatchery industry may conduct a program for the prevention and control of Newcastle disease. It is intended to determine the presence of Newcastle disease in primary breeding chickens through vaccination and/or monitoring of each participating breeding flock. A flock and the hatching eggs and chicks produced from it will qualify for the classification in this paragraph (h) when the Official State Agency determines that they have met the following requirements:

(1) It is a primary breeding flock that is either:

(i) Vaccinated for Newcastle disease using USDA-licensed vaccines and response to vaccination is serologically monitored using an approved test as described in § 145.14 when more than 4 months of age and meets the criteria in paragraph (h)(2) of this section to retain classification; or

(ii) Unvaccinated for Newcastle disease, in which a minimum of 30 birds have tested negative to ND using an approved test as described in § 145.14 when more than 4 months of age and meets criteria in paragraph (h)(3) of this section to retain classification.

(2) To retain the classification in this paragraph (h) for vaccinated flocks:

(i) Vaccines for ND must be USDA-licensed vaccines administered during early stages of development through rearing, and inactivated vaccines as final vaccination prior to the onset of egg production; and

(ii) The flock has been monitored for antibody response using approved serological tests as described in § 145.14 and the results are compatible with immunological response against ND vaccination; and

(iii) Testing must include a minimum of 30 birds with a serologic monitoring program when more than 4 months of age and prior to the onset of production, and not longer than every 90 days thereafter.

(3) To retain the classification in this paragraph (h) for unvaccinated flocks:

(i) A minimum of 30 birds per flock must test negative using an approved test in § 145.14 at intervals of 90 days or a sample of fewer than 30 birds may be tested, and found negative, at any one time if all pens are equally represented and a total of 30 birds is tested within each 90-day period; and

(ii) During each 90-day period, all primary spent fowl, up to a maximum of 30, must test negative to ND within 21 days prior to movement to slaughter.

(4) Newcastle disease must be a disease reportable to the responsible State authority (State veterinarian, etc.) by all licensed veterinarians. To accomplish this, all laboratories (private, State, and university laboratories) that perform diagnostic procedures on poultry must examine all submitted cases of unexplained respiratory disease, egg production drops, and mortality for ND.

(Approved by the Office of Management and Budget under control number 0579-0007)

[72 FR 1422, Jan. 12, 2007, as amended at 76 FR 15794, Mar. 22, 2011; 79 FR 38762, July 9, 2014; 79 FR 71624, Dec. 3, 2014; 81 FR 53250, Aug. 12, 2016; 83 FR 28354, June 19, 2018; 85 FR 62568, Oct. 5, 2020; 90 FR 46747, Sept. 30, 2025]

§ 145.84 Terminology and classification; compartments.

- (a) **U.S. Avian Influenza and Newcastle Disease Clean Compartment.** This program is intended to be the basis from which the primary meat-type chicken breeding-hatchery industry may demonstrate the existence and implementation of a program that has been approved by the Official State Agency and the Service to establish a compartment consisting of a primary breeding-hatchery company that is free of H5/H7 avian influenza (AI) and Newcastle disease (ND). This compartment has the purpose of protecting the defined subpopulation and avoiding the introduction and spread of H5/H7 AI and ND within that subpopulation by prohibiting contact with other commercial poultry operations, other domestic and wild birds, and other intensive animal operations. The program shall consist of the following:
- (1) **Definition of the compartment.** Based on the guidelines established by the World Organization for Animal Health (OIE) in the Terrestrial Animal Health Code and the guidelines in this paragraph (a), the primary breeder company will define the compartment with respect to H5/H7 AI and ND. Specifically, the company will use a comprehensive biosecurity program to define the compartment as a subpopulation of poultry with a health status for H5/H7 AI and ND that is separate from birds and poultry outside the compartment. The Official State Agency and the Service must first approve all documentation submitted by the company to substantiate the defined compartment as adequate to qualify for epidemiological separation from other potential sources of infection of H5/H7 AI and ND. Guidelines for the definition of the compartment include:
- (i) **Definition and description of the subpopulation of birds and their health status.** All birds included in the compartment must be U.S. Avian Influenza Clean in accordance with § 145.83(g) and ND Clean in accordance with § 145.83(h). The poultry must also be located in a State that has an initial State response and containment plan approved by APHIS under § 56.10 of this chapter and that participates in the diagnostic surveillance program for H5/H7 low pathogenicity AI as described in § 145.15. Within the compartment, all official tests for AI and ND, as described in § 145.14(d) and (e), must be conducted in State or Federal laboratories or in NPIP authorized laboratories that meet the minimum standards described in § 147.52 of this subchapter. In addition, the company must provide to the Service upon request any relevant historical and current H5/H7 AI and ND-related data for reference regarding surveillance for the disease and the health status of the compartment. Upon request, the Official State Agency may provide such data for other commercial poultry populations located in the State.
- (ii) **Description of animal identification and traceability processes.** The primary breeder company must also include a description of its animal identification and traceability records, including examples of Veterinary Services (VS) Form 9-5, "Report of Hatcheries, Dealers and Independent Flocks"; VS Form 9-2, "Flock Selection and Testing Report"; VS Form 9-3, "Report of Sales of Hatching Eggs, Chicks and Poults"; VS Form 9-9, "Hatchery Inspection Report"; set and hatch records; egg receipts; and egg/chick invoices for the subpopulation. Documentation must also include breed identification (NPIP stock code). The Service should ensure that an effective flock identification system and traceability system are in place.
- (iii) **Definition and description of the physical components or establishments of the defined compartment.** The primary breeder company must provide documentation establishing that the defined compartment is epidemiologically separated from other poultry and bird populations.

The documentation must be approved by the Official State Agency and the Service as indicating adequate epidemiological separation to maintain the compartment's separate health status with respect to H5/H7 AI and ND. The documentation should include descriptions of:

- (A) The physical and spatial factors that separate the compartment from surrounding bird populations and affect the biosecurity status of the compartment.
 - (B) Relevant environmental factors that may affect exposure of the birds to AI and ND.
 - (C) The functional boundary and fencing that are used to control access to the compartment.
 - (D) Facilities and procedures to prevent access by wild birds and to provide separation from other relevant hosts.
 - (E) The relevant infrastructural factors that may affect exposure to AI and ND, including the construction and design of buildings or physical components, cleaning and disinfection of buildings and physical components between production groups with quality assurance verification, cleaning and disinfection of equipment, and introduction of equipment or material into the compartment.
- (iv) ***Definition and description of the functional relationships between components of the defined compartment.*** Functional relationships between components of the compartment include traffic movement and flow at and among premises, personnel movement at and among premises, exposure to live bird populations, and any other factors that could affect biosecurity of the compartment. All physical components of the compartment must be maintained in compliance with hygiene and biosecurity procedures for poultry primary breeding flocks and hatcheries in accordance with part 147 of this subchapter. In addition, the company must provide a biosecurity plan for the compartment and all included components. The biosecurity plan should include but not be limited to:
- (A) Requirements that company employees and contract growers limit their contact with live birds outside the compartment.
 - (B) An education and training program for company employees and contractors.
 - (C) Standard operating procedures for company employees, contractors, and outside maintenance personnel.
 - (D) Requirements for company employees and non-company personnel who visit any premises within the compartment.
 - (E) Company veterinary infrastructure to ensure flock monitoring and disease diagnosis and control measures.
 - (F) Policies for management of vehicles and equipment used within the compartment to connect the various premises.
 - (G) Farm site requirements (location, layout, and construction).
 - (H) Pest management program.
 - (I) Cleaning and disinfection process.
 - (J) Requirements for litter and dead bird removal and/or disposal.

- (v) **Description of other factors important for maintaining the compartment.** The company veterinary infrastructure will assess sanitary measures, environmental risk factors, and management and husbandry practices that relate to the separation of the compartment and the health status of the birds contained within the compartment that may affect risk of exposure to H5/H7 AI and ND. This assessment must include a description of internal monitoring and auditing systems (e.g., quality assurance and quality control programs) to demonstrate the effectiveness of the compartment. Upon request, the Service will provide the company with information on the epidemiology of H5/H7 AI and ND and the associated risk pathways in which the components of the compartment are located.
 - (vi) **Approval or denial.** Based on the documentation provided under this paragraph (a)(1), as well as any other information the Service and the Official State Agency determine to be necessary, the Service and the Official State Agency will approve or deny the classification of the compartment as U.S. Avian Influenza and ND Clean.
- (2) **Company activities for maintenance of the compartment.**
- (i) The primary breeder company's management of biosecurity, surveillance, and disease control efforts must be uniform and equivalent among all components that are a part of the compartment. Oversight and inspection of these management practices must be conducted by the company's licensed, accredited veterinarians.
 - (ii) Veterinary staff from the Official State Agency and NPIP staff will work in partnership with licensed, accredited veterinarians to train and certify auditors through Service-approved workshops. The trained auditors will conduct biosecurity and operational audits at least once every 2 years to ensure the integrity of the compartment. These audits will include evaluation of the critical control points and standard operating practices within the compartment, verification of the health status of the flock(s) contained within the compartment, and examination of the biosecurity and management system of the integrated components of the compartment.
 - (iii) In addition, the company must demonstrate compliance with paragraph (a)(1) of this section for remaining in the U.S. Avian Influenza and ND Clean classifications, surveillance for H5/H7 AI and ND within the compartment, and conducting tests in State or Federal laboratories or in NPIP authorized laboratories. Accredited veterinarians are responsible for the enforcement of active and passive surveillance of H5/H7 AI and ND in primary breeder flocks. Baseline health status must be maintained for all flocks or subpopulations within the compartment, indicating the dates and negative results of all avian influenza and ND surveillance and monitoring testing, the dates and history of last disease occurrence (if any), the number of outbreaks, and the methods of disease control that were applied.
 - (iv) Documentation will be maintained in the company's database and will be verified as required by the Service and/or the Official State Agency.
- (3) **Service and Official State Agency activities for maintenance of the compartment.** The Service will work in cooperation with the Official State Agencies to ensure the continued integrity of any recognized compartments. Activities include:
- (i) Oversight of the establishment and management of compartments;
 - (ii) Establishment of effective partnerships between the Service, the Plan, and the primary breeder industry;

- (iii) Approval or denial of classification of compartments as U.S. Avian Influenza Clean and/or ND Clean Compartments under paragraph (a)(1) of this section;
 - (iv) Official certification of the health status of the compartment, and commodities that may be traded from it through participation in the Plan for avian diseases, including the U.S. Avian Influenza Clean program as described in § 145.83(g) and ND Clean program as described in § 145.83(h) and diagnostic surveillance for H5/H7 low pathogenicity AI as described in § 145.15;
 - (v) Conducting audits of compartments at least once every 2 years to:
 - (A) Confirm that the primary breeding company's establishments are epidemiologically distinct and pathways for the introduction of disease into the compartment are closed through routine operational procedures; and
 - (B) Evaluate and assess the management and husbandry practices relating to biosecurity to determine whether they are in compliance with hygiene and biosecurity procedures for poultry primary breeding flocks and hatcheries in accordance with part 147 of this subchapter;
 - (vi) Providing, upon request, model plans for management and husbandry practices relating to biosecurity in accordance with part 147 of this subchapter, risk evaluations in conjunction with the primary breeder industry (including disease surveillance such as VS Form 9-4, "Summary of Breeding Flock Participation"), and diagnostic capability summaries and systems for initial State response and containment plans in accordance with § 56.10 of this chapter; and
 - (vii) Publicizing and sharing compartment information with international trading partners, upon request, to establish approval and recognition of the compartment, including timeliness and accuracy of disease reporting and surveillance measures as described in §§ 145.15 and 145.83(g) and (h).
- (4) **Emergency response and notification.** In the case of a confirmed positive of H5/H7 AI in the subpopulation of the compartment, the management of the compartment must notify the Service. The Service will immediately suspend the status of the compartment. A compartment would be eligible to resume trade with importing countries only after the compartment has adopted the necessary measures to reestablish the biosecurity level and confirm that H5/H7 AI is not present in the compartment and the Service has reevaluated the management and biosecurity measures of the compartment and approved said compartment for trade.

(b) [Reserved]

(Approved by the Office of Management and Budget under control number 0579-0007)

[79 FR 38763, July 9, 2014, as amended at 83 FR 28354, June 19, 2018; 85 FR 62568, Oct. 5, 2020; 90 FR 46747, Sept. 30, 2025]

Subpart I—Special Provisions for Meat-Type Waterfowl Breeding Flocks and Products

Source: 76 FR 15794, Mar. 22, 2011, unless otherwise noted.

§ 145.91 Definitions.

Except where the context otherwise requires, for the purposes of this subpart the following term shall be construed to mean:

Meat-type waterfowl breeding flocks. Flocks of domesticated duck or goose that are composed of stock that has been developed and is maintained for the primary purpose of producing baby poultry that will be raised under confinement for the primary purpose of producing meat for human consumption.

§ 145.92 Participation.

Participating flocks of meat-type waterfowl and the eggs and baby poultry produced from them shall comply with the applicable general provisions of subpart A of this part and the special provisions of this subpart I.

- (a) Started poultry shall lose their identity under Plan terminology when not maintained by Plan participants under the conditions prescribed in § 145.5(a).
- (b) Hatching eggs produced by primary and multiplier breeding flocks should be nest clean. They may be fumigated in accordance with part 147 of this subchapter or otherwise sanitized.
- (c) Any nutritive material provided to baby poultry must be free of the avian pathogens that are officially represented in the Plan disease classifications listed in § 145.10.

[76 FR 15794, Mar. 22, 2011, as amended at 79 FR 38764, July 9, 2014; 81 FR 53250, Aug. 12, 2016]

§ 145.93 Terminology and classification; flocks and products.

Participating flocks, and the eggs and baby poultry produced from them, that have met the respective requirements specified in this section may be designated by the following terms and the corresponding designs illustrated in § 145.10.

- (a) [Reserved]
- (b) **U.S. Pullorum-Typhoid Clean.** A flock in which freedom from pullorum and typhoid has been demonstrated to the Official State Agency under the criteria in one of the following paragraphs (b)(1) through (b)(5) of this section (See § 145.14 relating to the official blood test where applicable.):
 - (1) It has been officially blood tested within the past 12 months with either no reactors or reactors that, upon further bacteriological examination conducted in accordance with part 147 of this subchapter, fail to isolate *Salmonella* Pullorum or *Salmonella* Gallinarum.
 - (2) It is a multiplier breeding flock, or a breeding flock composed of progeny of a primary breeding flock which is intended solely for the production of multiplier breeding flocks, and meets the following specifications as determined by the Official State Agency and the Service:
 - (i) The flock is located in a State where all persons performing poultry disease diagnostic services within the State are required to report to the Official State Agency within 48 hours the source of all poultry specimens from which *Salmonella* Pullorum or *Salmonella* Gallinarum is isolated;
 - (ii) The flock is composed entirely of birds that originated from U.S. Pullorum-Typhoid Clean breeding flocks or from flocks that met equivalent requirements under official supervision; and

- (iii) The flock is located on a premises where a flock not classified as U.S. Pullorum-Typhoid Clean was located the previous year; *Provided*, that an Authorized Testing Agent must blood test up to 300 birds per flock, as described in § 145.14, if the Official State Agency determines that the flock has been exposed to pullorum-typhoid. In making determinations of exposure and setting the number of birds to be blood tested, the Official State Agency shall evaluate the results of any blood tests, described in § 145.14(a)(1), that were performed on an unclassified flock located on the premises during the previous year; the origins of the unclassified flock; and the probability of contacts between the flock for which qualification is being sought and infected wild birds, contaminated feed or waste, or birds, equipment, supplies, or personnel from flocks infected with pullorum-typhoid.
- (3) It is a multiplier breeding flock that originated from U.S. Pullorum-Typhoid Clean breeding flocks or from flocks that met equivalent requirements under official supervision, and is located in a State in which it has been determined by the Service that:
- (i) All hatcheries within the State are qualified as “National Plan Hatcheries” or have met equivalent requirements for pullorum-typhoid control under official supervision;
 - (ii) All hatchery supply flocks within the State are qualified as U.S. Pullorum-Typhoid Clean or have met equivalent requirements for pullorum-typhoid control under official supervision: *Provided*, That if other domesticated fowl are maintained on the same premises as the participating flock, freedom from pullorum-typhoid infection shall be demonstrated by an official blood test of each of these fowl;
 - (iii) All shipments of products other than U.S. Pullorum-Typhoid Clean, or equivalent, into the State are prohibited;
 - (iv) All persons performing poultry disease diagnostic services within the State are required to report to the Official State Agency within 48 hours the source of all poultry specimens from which *Salmonella Pullorum* or *Salmonella Gallinarum* is isolated;
 - (v) All reports of any disease outbreak involving a disease covered under the Plan are promptly followed by an investigation by the Official State Agency to determine the origin of the infection; *Provided*, That if the origin of the infection involves another State, or if there is exposure to poultry in another State from the infected flock, then the National Poultry Improvement Plan will conduct an investigation;
 - (vi) All flocks found to be infected with pullorum or typhoid are quarantined until marketed or destroyed under the supervision of the Official State Agency, or until subsequently blood tested, following the procedure for reacting flocks as contained in § 145.14(a)(5), and all birds fail to demonstrate pullorum or typhoid infection;
 - (vii) All poultry, including exhibition, exotic, and game birds, but excluding waterfowl, going to public exhibition shall come from U.S. Pullorum-Typhoid Clean or equivalent flocks, or have had a negative pullorum-typhoid test within 90 days of going to public exhibition;
 - (viii) Discontinuation of any of the conditions or procedures described in paragraphs (b)(3)(i), (ii), (iii), (iv), (v), (vi), and (vii) of this section, or the occurrence of repeated outbreaks of pullorum or typhoid in poultry breeding flocks within or originating within the State shall be grounds for the Service to revoke its determination that such conditions and procedures have been met or complied with. Such action shall not be taken until a thorough investigation has been made by the Service and the Official State Agency has been given an opportunity to present its views.

- (4) It is a multiplier breeding flock located in a State which has been determined by the Service to be in compliance with the provisions of paragraph (b)(3) of this section, and in which pullorum disease or fowl typhoid is not known to exist nor to have existed in hatchery supply flocks within the State during the preceding 24 months.
 - (5) It is a primary breeding flock located in a State determined to be in compliance with provisions of paragraph (b)(3) of this section, and in which a sample of 300 birds from flocks of more than 300, and each bird in flocks of 300 or less, has been officially tested for pullorum-typhoid within the past 12 months with either no reactors or reactors that, upon further bacteriological examination conducted in accordance with part 147 of this subchapter, fail to isolate *Salmonella Pullorum* or *Salmonella Gallinarum*: *Provided*, That when a flock is a primary breeding flock located in a State which has been deemed to be a U.S. Pullorum-Typhoid Clean State for the past 3 years, and during which time no isolation of pullorum or typhoid has been made that can be traced to a source in that State, a bacteriological examination monitoring program or a serological examination monitoring program acceptable to the Official State Agency and approved by the Service may be used in lieu of annual blood testing.
- (c) **U.S. H5/H7 Avian Influenza Clean.** This program is intended to be the basis from which the breeding-hatchery industry may conduct a program for the prevention and control of the H5/H7 subtypes of avian influenza. It is intended to determine the presence of the H5/H7 subtypes of avian influenza in meat-type waterfowl breeding flocks through routine surveillance of each participating breeding flock. A flock, and the hatching eggs and baby poultry produced from it, will qualify for this classification when the Official State Agency determines that it has met one of the following requirements:
- (1) It is a primary breeding flock in which a minimum of 30 birds have been tested negative to the H5/H7 subtypes of avian influenza as provided in § 145.14(d) when more than 4 months of age. To retain this classification:
 - (i) A sample of at least 30 birds must be tested and found to be negative at intervals of 90 days; or
 - (ii) A sample of fewer than 30 birds may be tested, and found to be negative, at any one time if all pens are equally represented and a total of 30 birds are tested within each 90-day period.
 - (2) It is a multiplier breeding flock in which a minimum of 30 birds have been tested negative to the H5/H7 subtypes of avian influenza as provided in § 145.14(d) when more than 4 months of age. To retain this classification:
 - (i) A sample of at least 30 birds must be tested negative at intervals of 180 days; or
 - (ii) A sample of fewer than 30 birds may be tested, and found to be negative, at any one time if all pens are equally represented and a total of 30 birds are tested within each 180-day period.
 - (3) A sample of at least 11 birds must be tested and found negative to H5/H7 avian influenza within 21 days prior to movement to slaughter.
- (d) **U.S. Salmonella Monitored.** This program is intended to be the basis from which the breeding-hatching industry may conduct a program for the prevention and control of salmonellosis. It is intended to reduce the incidence of *Salmonella* organisms in hatching eggs and day-old waterfowl through an effective and practical sanitation program at the breeder farm and in the hatchery. This will afford other segments of the poultry industry an opportunity to reduce the incidence of *Salmonella* in their products.
- (1) A flock and the hatching eggs and day-old waterfowl produced from it must meet the following requirements, as determined by the Official State Agency, to be eligible for this classification:

- (i) The flock is maintained in compliance with isolation, sanitation, and management procedures for Salmonella in accordance with part 147 of this subchapter.
 - (ii) If feed contains animal protein, the protein products must have been heated throughout to a minimum temperature of 190 °F or above, or to a minimum temperature of 165 °F for at least 20 minutes, or to a minimum temperature of 184 °F under 70 lbs. pressure during the manufacturing process.
 - (iii) Feed shall be stored and transported in a manner that prevents contamination.
 - (iv) Waterfowl shall be hatched in a hatchery whose sanitation is maintained in accordance with part 147 of this subchapter and sanitized or fumigated in accordance with part 147 of this subchapter.
 - (v) An Authorized Agent shall take environmental samples from the hatchery every 30 days, i.e., meconium or box liner paper. An authorized laboratory for Salmonella shall examine the samples bacteriologically.
 - (vi) An Authorized Agent shall take environmental samples in accordance with part 147 of this subchapter from each flock at 4 months of age and every 30 days thereafter. An authorized laboratory for Salmonella shall examine the environmental samples bacteriologically.
 - (vii) Flocks may be vaccinated with a paratyphoid vaccine: *Provided*, that a sample of at least 100 birds will be segregated and shall remain unvaccinated until the flock reaches at least 4 months of age.
- (2) The Official State Agency may monitor the effectiveness of the egg sanitation practices in accordance with part 147 of this subchapter.
 - (3) To claim products are of this classification, all products shall be derived from a hatchery and flock that meet the requirements of the classification.
 - (4) This classification may be revoked by the Official State Agency if the participant fails to follow recommended corrective measures.

[76 FR 15794, Mar. 22, 2011, as amended at 79 FR 38764, July 9, 2014; 81 FR 53250, Aug. 12, 2016; 83 FR 28355, June 19, 2018]

§ 145.94 Terminology and classification; States.

(a) U.S. Pullorum-Typhoid Clean State.

- (1) A State will be declared a U.S. Pullorum-Typhoid Clean State when it has been determined by the Service that:
 - (i) The State is in compliance with the provisions contained in §§ 145.23(b)(3)(i) through (vii), 145.33(b)(3)(i) through (vii), 145.43(b)(3)(i) through (vi), 145.53(b)(3)(i) through (vii), 145.73(b)(2)(i), 145.83(b)(2)(i), 145.93(b)(3)(i) through (vii), and 145.103(b)(3)(i) through (ix).
 - (ii) No pullorum disease or fowl typhoid is known to exist nor to have existed in hatchery supply flocks within the State during the preceding 12 months: *Provided*, That pullorum disease or fowl typhoid found within the preceding 24 months in waterfowl, exhibition poultry, and game bird breeding flocks will not prevent a State that is otherwise eligible from qualifying.

- (2) Discontinuation of any of the conditions described in paragraph (a)(1)(i) of this section, or repeated outbreaks of pullorum or typhoid occur in hatchery supply flocks described in paragraph (a)(1)(ii) of this section, or if an infection spreads from the originating premises, the Service shall have grounds to revoke its determination that the State is entitled to this classification. Such action shall not be taken until a thorough investigation has been made by the Service and the Official State Agency has been given an opportunity for a hearing in accordance with rules of practice adopted by the Administrator.

(b) [Reserved]

[76 FR 15794, Mar. 22, 2011, as amended at 85 FR 62568, Oct. 5, 2020]

Subpart J—Special Provisions for Egg/Meat-Type Game Bird and Raised-for-Release Game Bird Breeding Flocks and Products

Source: 85 FR 62568, Oct. 5, 2020, unless otherwise noted.

§ 145.101 Definitions.

Except where the context otherwise requires, for the purposes of this subpart the following terms shall be construed, respectively, to mean:

Egg/meat-type bird. Birds grown under confinement for the primary purpose of producing eggs and/or meat for human consumption.

Game birds. Domesticated fowl such as pheasants, partridge, quail, grouse, and guineas, but not doves and pigeons.

Raised-for-release bird. Birds grown under confinement for the primary purpose of producing eggs, chicks, started, or mature birds for release on game preserves or in the wild.

§ 145.102 Participation.

Participating flocks of egg/meat-type game birds, raised-for-release game birds, and the products produced from them shall comply with the applicable general provisions of subpart A of this part and the special provisions of this subpart. Participation is broken into the following categories of operation and products:

(a) The categories for operation are:

- (1) **Breeder.** An individual or business that maintains a breeding flock for the purpose of producing eggs, chicks, started, or mature birds. A breeder that is also a hatchery and/or grower shall be categorized as a breeder.
- (2) **Hatchery.** A category of operations in which an individual or business does not have a breeding flock, but hatches eggs for the purpose of producing chicks, started, or mature birds. A hatchery that is also a grower shall be categorized as a hatchery.
- (3) **Grower.** A category of operations in which an individual or business does not have a breeding flock or hatchery, but raises birds for the purpose of selling started or mature birds.

- (4) **Dealer.** An individual or business that resells eggs, chicks, started, or mature birds. Products a dealer handles are typically resold within 30 days or less.
- (b) The categories for products are:
 - (1) **Egg.** An egg laid by a female bird for the purpose of hatching a chick.
 - (2) **Chick.** A bird that is newly hatched from an egg.
 - (3) **Started bird.** A bird that is between the age of a newly hatched chick and a mature bird.
 - (4) **Mature bird.** A bird that is fully colored and has reached the average maximum size specific to each species.
- (c) Products shall lose their identity under Plan terminology when not maintained by Plan participants under the conditions prescribed in § 145.5(a).
- (d) Hatching eggs produced by breeding flocks shall be nest clean, fumigated, or otherwise sanitized in accordance with part 147 of this subchapter.
- (e) Under this subpart, gallinaceous flocks and waterfowl flocks may not be raised on the same premises. If they are on the same premises, they must be registered under subpart E of this part.
- (f) Any nutritive material provided to baby poultry must be free of the avian pathogens that are officially represented in the Plan disease classifications listed in § 145.10.
- (g) A flock of game birds that are not breeders, but are located on the same premise as game bird breeders, shall be covered under the same NPIP hatchery approval number as long as the appropriate testing requirements have been met.
- (h) All participating raised-for-release game bird flocks, regardless of whether they are breeders or non-breeders, shall be enrolled under this subpart.
- (i) A breeder, hatchery, or grower may also be a dealer without being categorized as a dealer. To resell products under the assigned NPIP number and avoid losing NPIP flock classifications, products must be purchased from an NPIP participant with equal or greater classifications or from a flock with equivalent or greater testing requirements under official supervision.
- (j) Subject to the approval of the Service and the Official State Agencies in the importing and exporting States, participating flocks may report poultry sales to importing States by using either VS Form 9-3, "Report of Sales of Hatching Eggs, Chicks, and Poults," or by using an invoice form (9-3I) approved by the Official State Agency and the Service to identify poultry sales to clients. If the 9-3I form is used, the following information must be included on the form:
 - (1) The form number "9-3I", printed or stamped on the invoice;
 - (2) The seller name and address;
 - (3) The date of shipment;
 - (4) The invoice number;
 - (5) The purchaser name and address;
 - (6) The quantity of products sold;

- (7) Identification of the products by bird variety or by NPIP stock code as listed in the NPIP APHIS 91-55-078 appendix; and
- (8) The appropriate NPIP illustrative design in § 145.10. One of the designs in § 145.10(b) or (g) must be used. The following information must be provided in or near the NPIP design:
 - (i) The NPIP State number and NPIP approval number; and
 - (ii) The NPIP classification for which product is qualified (e.g., U.S. Pullorum-Typhoid Clean).

[85 FR 62568, Oct. 5, 2020, as amended at 90 FR 46747, Sept. 30, 2025]

§ 145.103 Terminology and classification; flocks and products.

Participating flocks, and the eggs, chicks, started, and mature birds produced from them, which have met the respective requirements specified in this section may be designated by the following terms and the corresponding designs illustrated in § 145.10.

- (a) [Reserved]
- (b) **U.S. Pullorum-Typhoid Clean.** A flock in which freedom from pullorum and typhoid has been demonstrated to the Official State Agency under paragraph (b)(1), (2), or (3) of this section. (See § 145.14 relating to the official blood test where applicable.):
 - (1) It has been officially blood tested within the past 12 months with either no reactors or reactors that, upon further bacteriological examination conducted in accordance with part 147 of this subchapter, fail to isolate *Salmonella* Pullorum or *Salmonella* Gallinarum.
 - (2) It is a started or mature bird flock that meets the following specifications as determined by the Official State Agency and the Service:
 - (i) The flock is located in a State where all persons performing poultry disease diagnostic services within the State are required to report to the Official State Agency within 48 hours the source of all poultry specimens from which *Salmonella* Pullorum or *Salmonella* Gallinarum is isolated;
 - (ii) The flock is composed entirely of birds that originated from U.S. Pullorum-Typhoid Clean breeding flocks or from flocks that met equivalent requirements under official supervision; and
 - (iii) The flock is located on a premises where a flock not classified as U.S. Pullorum-Typhoid Clean was located the previous year; *Provided*, That an Authorized Testing Agent must blood test up to 300 birds per flock, as described in § 145.14, if the Official State Agency determines that the flock has been exposed to pullorum-typhoid. In making determinations of exposure and setting the number of birds to be blood tested, the Official State Agency shall evaluate the results of any blood tests, described in § 145.14(a)(1), that were performed on an unclassified flock located on the premises during the previous year; the origins of the unclassified flock; and the probability of contacts between the flock for which qualification is being sought and infected wild birds, contact between the flock for which qualification is being sought and contaminated feed or waste, or contact between the flock for which qualification is being sought and birds, equipment, supplies, or personnel from flocks infected with pullorum-typhoid.
 - (3) It is a breeding flock that originated from U.S. Pullorum-Typhoid Clean breeding flocks or from flocks that met equivalent requirements under official supervision, and in which a sample of 300 birds from flocks of more than 300, and each bird in flocks of 300 or less, has been officially tested for

pullorum-typhoid with no reactors or reactors that upon bacteriologic examination fail to reveal Pullorum-Typhoid: *Provided*, That a bacteriological examination monitoring program or serological examination monitoring program for game birds acceptable to the Official State Agency and approved by the Service may be used in lieu of annual blood testing: *And provided further*, That it is located in a State in which it has been determined by the Service that:

- (i) All hatcheries within the State are qualified as "National Plan Hatcheries" or have met equivalent requirements for pullorum-typhoid control under official supervision;
- (ii) All hatchery supply flocks within the State are qualified as U.S. Pullorum-Typhoid Clean or have met equivalent requirements for pullorum-typhoid control under official supervision: *Provided*, That if other domesticated fowl, except waterfowl, are maintained on the same premises as the participating flock, freedom from pullorum-typhoid infection shall be demonstrated by an official blood test of each of these fowl;
- (iii) All shipments of products other than U.S. Pullorum-Typhoid Clean, or equivalent, into the State are prohibited;
- (iv) All persons performing poultry disease diagnostic services within the State are required to report to the Official State Agency within 48 hours the source of all poultry specimens from which *Salmonella Pullorum* or *Salmonella Gallinarum* is isolated;
- (v) All reports of any disease outbreak involving a disease covered under the Plan are promptly followed by an investigation by the Official State Agency to determine the origin of the infection; *Provided*, That if the origin of the infection involves another State, or if there is exposure to poultry in another State from the infected flock, then the National Poultry Improvement Plan will conduct an investigation;
- (vi) All flocks found to be infected with pullorum or typhoid are quarantined until marketed or destroyed under the supervision of the Official State Agency, or until subsequently blood tested, following the procedure for reacting flocks as contained in § 145.14(a)(5), and all birds fail to demonstrate pullorum or typhoid infection;
- (vii) All poultry, including exhibition, exotic, and game birds, but excluding waterfowl, going to public exhibition shall come from U.S. Pullorum-Typhoid Clean or equivalent flocks, or have had a negative pullorum-typhoid test within 90 days of going to public exhibition; and
- (viii) The flock is located in a State in which pullorum disease or fowl typhoid is not known to exist nor to have existed in hatchery supply flocks within the State during the preceding 24 months.
- (ix) Discontinuation of any of the conditions or procedures described in paragraphs (b)(3)(i) through (viii) of this section, or the occurrence of repeated outbreaks of pullorum or typhoid in poultry breeding flocks within or originating within the State shall be grounds for the Service to revoke its determination that such conditions and procedures have been met or complied with. Such action shall not be taken until a thorough investigation has been made by the Service and the Official State Agency has been given an opportunity to present its views.

(c) **U.S. H5/H7 Avian Influenza Clean.** The program in this paragraph (c) is intended to be the basis from which the game bird industry may conduct a program for the prevention and control of the H5 and H7 subtypes of avian influenza. It is intended to determine the presence of the H5 and H7 subtypes of avian influenza

in game bird flocks through routine surveillance of each participating flock. A flock or premises, and the hatching eggs, chicks, started, and mature birds produced from it, will qualify for the classification in this paragraph (c) when the Official State Agency determines that it has met the following requirements:

- (1) It is a flock in which a minimum of 30 birds has been tested negative to the H5 and H7 subtypes of avian influenza as provided in § 145.14(d) when more than 4 months of age. To retain the classification in this paragraph (c):
 - (i) A sample of at least 30 birds must be tested negative at intervals of 90 days; or
 - (ii) A sample of fewer than 30 birds may be tested, and found to be negative, at any one time if all pens are equally represented and a total of 30 birds are tested within each 90-day period.
 - (2) For participants with non-breeding flocks retained for raised-for-release or other purposes on the same premises as a breeding flock, a representative sample of at least 30 birds from the participating premises must be tested negative to the H5 and H7 subtypes of avian influenza as provided in § 145.14(d) when more than 4 months of age, every 90 days.
- (d) **U.S. *Salmonella* Monitored.** The program in this paragraph (d) is intended to be the basis from which the game bird industry may conduct a program for the prevention and control of salmonellosis. It is intended to reduce the incidence of *Salmonella* organisms in day-old poultry through an effective and practical sanitation program in the hatchery. This will afford other segments of the poultry industry an opportunity to reduce the incidence of *Salmonella* in their products. The following requirements must be met for a flock to be of this classification in this paragraph (d):
- (1) An Authorized Agent shall collect a minimum of five environmental samples, e.g., chick papers, hatching trays, and chick transfer devices, from the hatchery at least every 30 days. Testing must be performed at an authorized laboratory.
 - (2) To claim products are of the classification in this paragraph (d), all products shall be derived from a hatchery that meets the requirements of the classification.
 - (3) The classification in this paragraph (d) may be revoked by the Official State Agency if the participant fails to follow recommended corrective measures.

[85 FR 62568, Oct. 5, 2020, as amended at 90 FR 46747, Sept. 30, 2025]

§ 145.104 Terminology and classification; States.

(a) **U.S. Pullorum-Typhoid Clean State.**

- (1) A State will be declared a U.S. Pullorum-Typhoid Clean State when it has been determined by the Service that:
 - (i) The State is in compliance with the provisions contained in §§ 145.23(b)(3)(i) through (vii), 145.33(b)(3)(i) through (vii), 145.43(b)(3)(i) through (vi), 145.53(b)(3)(i) through (vii), 145.73(b)(2)(i), 145.83(b)(2)(i), 145.93(b)(3)(i) through (vii), and 145.103(b)(3)(i) through (ix).
 - (ii) No pullorum disease or fowl typhoid is known to exist nor to have existed in hatchery supply flocks within the State during the preceding 12 months: *Provided*, That pullorum disease or fowl typhoid found within the preceding 24 months in waterfowl, exhibition poultry, and game bird breeding flocks will not prevent a State, which is otherwise eligible, from qualifying.

(2) If there is discontinuation of any of the conditions described in paragraph (a)(1)(i) of this section, or repeated outbreaks of pullorum or typhoid occur in hatchery supply flocks described in paragraph (a)(1)(ii) of this section, or if an infection spreads from the originating premises, the Service shall have grounds to revoke its determination that the State is entitled to this classification in this paragraph (a). Such action shall not be taken until a thorough investigation has been made by the Service and the Official State Agency has been given an opportunity for a hearing in accordance with rules of practice adopted by the Administrator.

(b) [Reserved]